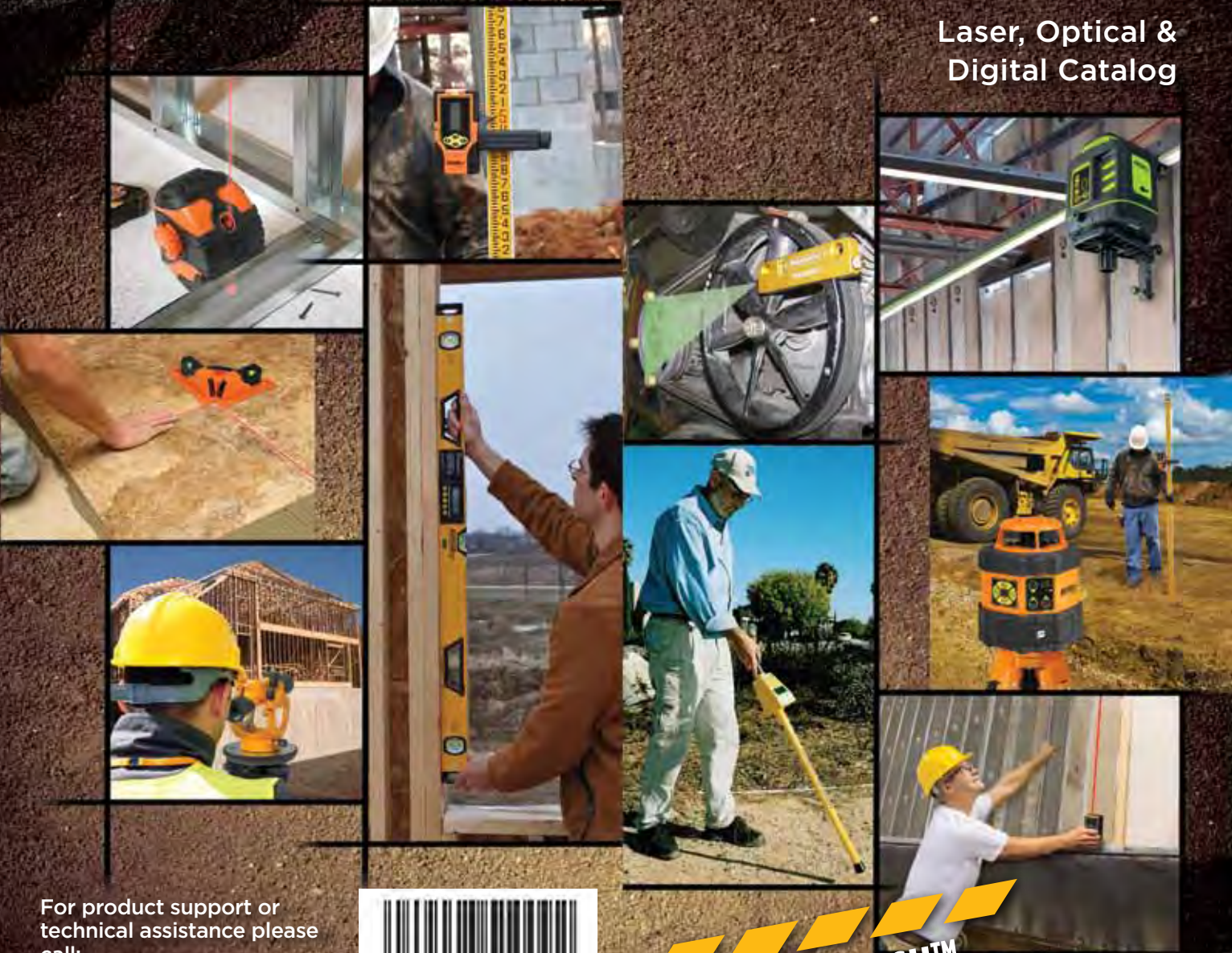



JOHNSON[®]

JOHNSON[®]

Laser, Optical &
Digital Catalog



For product support or
technical assistance please
call:

 **888-9-LEVELS**



6333 W. Donges Bay Road • Mequon, Wisconsin 53092
262.242.1161 • 888-9-LEVELS • Fax: 262.242.0189

Printed in the USA
LB2011

©2011 Johnson Level & Tool Mfg. Co., Inc.

JOBSITE TOUGH™



www.johnsonlevel.com

ROTARY LASERS
1 - 14



LINE LASERS
15 - 22



DOT LASERS
23 - 24



TORPEDO LASER
LEVELS
25



INDUSTRIAL & SHEAVE
ALIGNMENT LASERS
26 - 30



OPTICAL LEVELS
31 - 34



LASER DISTANCE
MEASURING
35 - 36



DIGITAL & ELECTRONIC
LEVELS
37 - 40



MAGNETIC LOCATORS
41 - 42



ACCESSORIES
43 - 49



INDOOR LASER APPLICATIONS



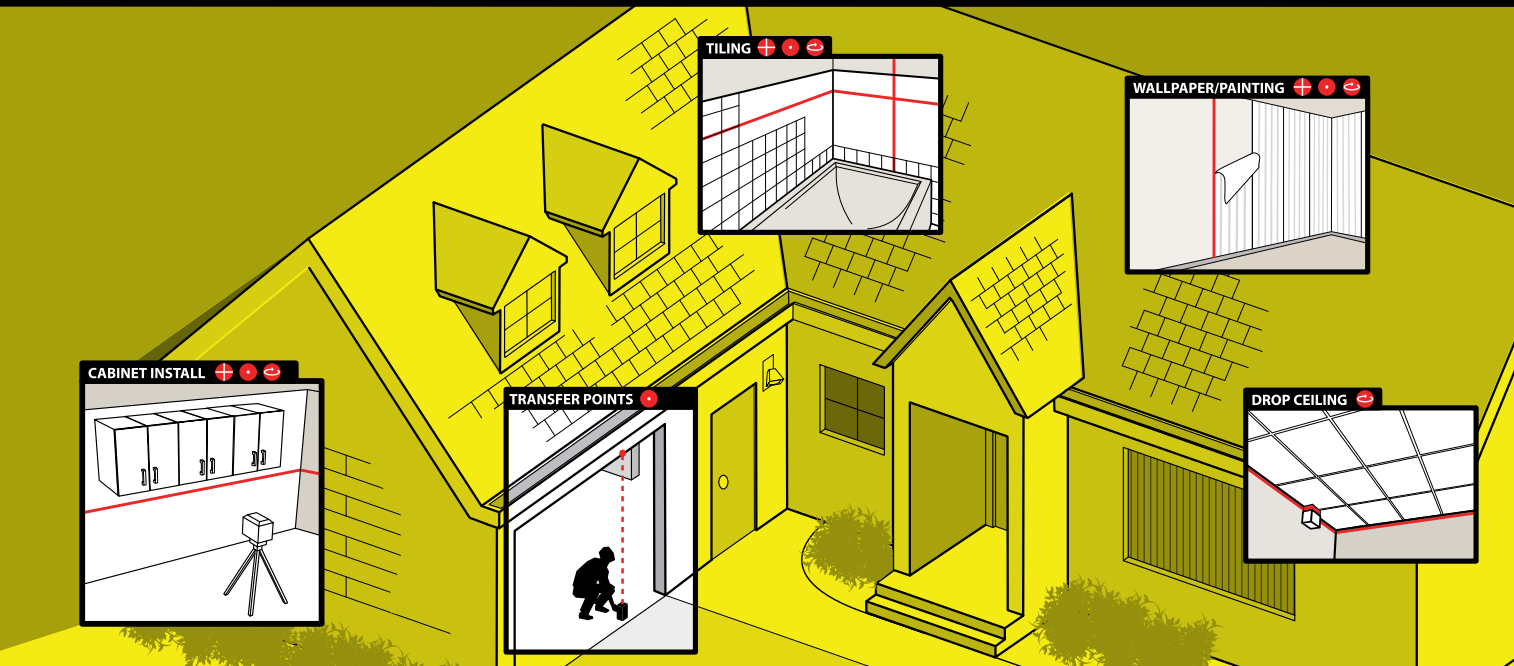
LINE LASERS: Used for installing electrical outlets/switches, wall-paper, painting, chair rail and trim.



DOT LASERS: Used for interior walls, plumbing/pipe installation, level cabinets, shelving and countertops.



ROTARY LASERS: Used for tile layout and installation, doors, windows, chair rails and molding.



OUTDOOR LASER APPLICATIONS



OPTICAL INSTRUMENTS: Establishing job site elevations, rough and final grades, excavating and aligning concrete forms.



DOT LASERS: Square/align batter boards, setting foundations, aligning concrete forms and aligning deck posts/support.



ROTARY LASERS: Establishing job site elevations, rough and final grades, excavating and aligning concrete forms.

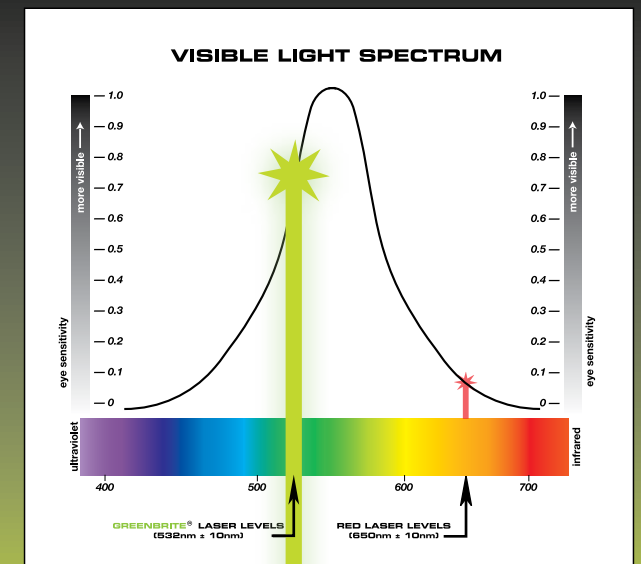
Use detector with rotary lasers.



Professional Accuracy, High-Visibility Lasers

Innovative GreenBrite® technology – with its signature green beam – introduces a higher level of performance and value for professional users. The ultra-visible beam is 400% more visible than red beam lasers and helps improve measuring speed and accuracy when used for indoor applications.

The human eye perceives the intensity of light best towards the center of the visible light spectrum, as shown below, because the intensity of light is greatest at that point. Light intensity falls off at either end of the spectrum. Hence, the center of the spectrum where green light exists is the highest, and most visible, part of the spectrum with regards to intensity.





Take a closer look at what separates Johnson from the rest...

With more than 60 years of developing solutions to help professional tradesmen improve their work, Johnson products are trusted by professionals worldwide to help them work more accurately, more quickly and more reliably. Over the years, we have built a comprehensive portfolio of leveling, marking and layout tools which includes construction grade lasers and levels.



In addition, Johnson is now positioned to offer a broad spectrum of measuring tools including Power Tapes, Long Tapes, Measuring Wheels and Laser Distance Measures. Like every product we supply, Johnson brand products are designed to offer our targeted end user a high quality tool that represents the highest value finished product available anywhere. When doing business with us you'll appreciate our breadth of line and our products' exceptional every-day dependability, durability and performance. You'll experience superior customer support, fill rates and lead times.

Electronic Self-Leveling Dual Grade Horizontal Rotary Laser

MODEL 40-6580

- Programmable dual slope function allows user to perform slope at different inclinations in both x and y axis
- Electronic beam shield to turn the laser beam off in one to three quadrants
- Large $\pm 5^\circ$ electronic self-level range. When beyond the leveling range, the laser beam will flash, rotation of the beam will stop, and an audible alarm will activate
- Height of Instrument/Tilt alarm function ensures product accuracy
- Operates with remote control
- LCD display with backlight illumination
- Adjustable rotation speeds of 0, 300, 600 and 1100 RPM



40-6580 KIT INCLUDES > Laser, NiMH rechargeable battery pack, 9V battery adapter, remote control with 9V battery, detector with 9V battery and clamp, sighting scope, instruction manual with warranty card, hard-shell carrying case



TECHNICAL SPECIFICATIONS

Leveling Method	Automatic (Electronic)
Laser Wavelength	635nm \pm 10nm (Red)
Laser Classification	Class IIIa
Maximum Power Output	\leq 5mW
Accuracy	$\pm 1/16''/100$ ft. (± 1.5 mm/30m)
Exterior Range	Up to 2000 ft. (600m) diameter with detector
Remote Range	Up to 200 ft. (60m) diameter
Auto-Leveling Range	$\pm 5^\circ$
Grade Setting	Single axis -7.999% to +7.999% Double axis X + Y = 12.00%
Power Supply	NiMH rechargeable battery pack or 9V adapter (included), 4 "D" alkaline batteries (not included)
Battery Life	Approximately 50 hours with rechargeable battery pack; 100 hours with 4 "D" alkaline batteries
Dimensions	8.66" x 8.66" x 11.02" (220 x 220 x 280mm)
Weight	11lbs. (5kg)
Working Temperature	14°F to 113°F (-10°C to +45°C)
Rotation Speeds	0, 300, 600, 1100 RPM
Center Screw Thread	5/8"-11
IP Protection Class	66
Limited Warranty	3 years with store receipt

Electronic Self-Leveling Horizontal & Vertical Rotary Laser with GreenBrite® Technology

MODEL 40-6545

- Green beam is 400% more visible than red beam
- Electronic self-leveling both horizontally and vertically
- Laser beam modes include dot, two adjustable line lengths and two rotational speeds
- Two rotational speeds: 200 and 600 RPM
- Visual and audible alarms when beyond leveling range
- Electronically-controlled dual slope feature
- Height of Instrument/Tilt alarm function ensures product accuracy



PATENTED



40-6545 KIT INCLUDES > Laser, vertical mounting adapter, wall/ceiling mount, NiMH rechargeable battery pack, 6V battery adapter, remote control with 9V battery, 2 magnetic targets, 2 tinted glasses, instruction manual with warranty card, hard-shell carrying case



TECHNICAL SPECIFICATIONS

Leveling Method	Automatic (Electronic)
Laser Wavelength	532nm \pm 10nm (Green)
Laser Classification	Class IIIa
Maximum Power Output	\leq 5mW
Accuracy	$\pm 1/16''/100$ ft. (± 1.5 mm/30m)
Interior Range	Up to 400 ft. diameter (120m) depending upon light conditions
Exterior Range	Up to 1400 ft. diameter (427m) with detector (not included)
Remote Range	Up to 400 ft. diameter (120m)
Slope	$\pm 8^\circ$
Auto-Leveling Range	$\pm 5^\circ$
Power Supply	NiMH rechargeable battery pack or 6V adapter (included), 4 "C" alkaline batteries (not included)
Battery Life	Approximately 10 hours with rechargeable battery pack; 15 hours with 4 "C" alkaline batteries
Dimensions	7" x 5" x 6.25" (177 x 127 x 159mm)
Weight	9.61lbs. (4.35kg)
Working Temperature	32°F to 104°F (0°C to +40°C)
Center Screw Thread	5/8"-11
Laser Beam Modes	0°, 30°, 60°
Rotation Speeds	200, 600 RPM
IP Protection Class	66
Limited Warranty	3 years with store receipt

Electronic Self-Leveling Horizontal & Vertical Rotary Laser with GreenBrite® Technology

MODEL 40-6544

- Green beam is 400% more visible than red beam
- Electronically-controlled dual slope feature
- Electronic self-leveling horizontally and vertically
- Laser beam modes include dot, two adjustable line lengths and two rotational speeds
- Two rotational speeds: 200 and 500 RPM
- Visual and audible alarms when beyond leveling range
- Height of Instrument/Tilt alarm function ensures product accuracy



40-6544 KIT INCLUDES > Laser, NiMH rechargeable battery pack, alkaline battery compartment (batteries not included), charger, remote control with 9V battery, ceiling mount, tinted glasses, target, instruction manual and warranty card, hard-shell carrying case



TECHNICAL SPECIFICATIONS

Leveling Method	Automatic (Electronic)
Laser Wavelength	532nm±10nm (Green)
Laser Classification	Class IIIa
Maximum Power Output	≤5mW
Accuracy	±1/8"/100 ft. (±1.0mm/10m)
Interior Range	Up to 400 ft. diameter (120m) depending upon light conditions
Exterior Range	Up to 1200 ft. diameter (400m) with detector (not included)
Remote Range	Up to 200 ft. diameter (60m)
Slope	±5°
Auto-Leveling Range	±5°
Power Supply	NiMH rechargeable battery pack or 6V adapter (included)
Battery Life	Approximately 24 hours with rechargeable battery pack; 40 hours with 4 "C" alkaline batteries (not included)
Dimensions	8.62" x 6.29" x 7.95" (219mm x 160mm x 202mm)
Weight	4.4 lbs (2Kg)
Working Temperature	32°F to 104°F (0°C to +40°C)
Center Screw Thread	5/8"-11
Rotation Speeds	200 and 500 rpm
Laser Beam Modes	0°, 30°, 60°
IP Protection Class	54
Limited Warranty	3 years with store receipt

Electronic Self-Leveling Horizontal & Vertical Rotary Laser

MODEL 40-6522

- Designed for indoor and outdoor applications
- Electronically-controlled dual slope feature
- Electronic self-leveling horizontally and vertically
- Laser beam modes include dot, two adjustable line lengths and two rotational speeds
- Two rotational speeds: 120 and 500 RPM
- Visual and audible alarms when beyond leveling range
- Height of Instrument/Tilt alarm function ensures product accuracy



PATENTED

40-6522 KIT INCLUDES > Laser, NiMH rechargeable battery pack, 6V battery adapter, remote control with 9V battery, detector with 9V battery and clamp, magnetic target, tinted glasses, instruction manual with warranty card, hard-shell carrying case



TECHNICAL SPECIFICATIONS

Leveling Method	Automatic (Electronic)
Laser Wavelength	635nm±10nm (Red)
Laser Classification	Class IIIa
Maximum Power Output	≤5mW
Accuracy	±1/16"/100 ft. (±1.5mm/30m)
Interior Range	Up to 200 ft. diameter (60m) depending upon light conditions
Exterior Range	Up to 2000 ft. diameter (600m) with detector
Remote Range	Up to 200 ft. diameter (60m)
Slope	±8°
Auto-Leveling Range	±5°
Power Supply	NiMH rechargeable battery pack or 6V adapter (included), 4 "C" alkaline batteries (not included)
Battery Life	Approximately 15 hours with rechargeable battery pack; 20 hours with alkaline batteries
Dimensions	5.75" x 7.75" x 7.625" (146 x 197 x 194mm)
Weight	4.4 lbs. (2 kg)
Working Temperature	14°F to 113°F (-10°C to +45°C)
Center Screw Thread	5/8"-11
Laser Beam Modes	0°, 30°, 60°
Rotation Speeds	120, 500 RPM
IP Protection Class	66
Limited Warranty	3 years with store receipt

Electronic Self-Leveling Horizontal & Vertical Rotary Laser

MODEL 40-6526 MODEL 40-6529

- Designed for indoor and outdoor applications
- Electronically-controlled dual slope feature
- Electronic self-leveling horizontally and vertically
- Laser beam modes include dot, two adjustable line lengths and two rotational speeds
- Two rotational speeds: 200 and 500 RPM
- Visual and audible alarms when beyond leveling range
- Height of Instrument/Tilt alarm function ensures product accuracy



40-6526 INCLUDES > Laser, 4 "C" alkaline batteries, tinted glasses, instruction manual with warranty card, soft-sided carrying case

40-6529 KIT INCLUDES > Laser, detector with clamp and 9V battery, tinted glasses, target, charger, alkaline battery compartment (batteries not included), remote control with 9V battery, NiMH rechargeable battery pack, instruction manual with warranty card, hard-shell carrying case



Electronic Self-Leveling Horizontal Rotary Laser

MODEL 40-6537

- Electronic self-leveling and designed for outdoor use
- Electronically-controlled dual slope feature
- Reinforced metal roof and glass enclosed beacon
- Electronic beam shield to turn the laser beam off in one to three quadrants
- Vibrate mode ignores slight movements as in windy conditions
- Visual and audible alarms when beyond leveling range
- Height of Instrument/Tilt alarm function ensures product accuracy



40-6537 KIT INCLUDES > Laser, detector with clamp and 9V battery, remote control with 9V battery, 6V battery adapter, NiMH rechargeable battery pack, 6 "AA" alkaline battery compartment (batteries not included), instruction manual with warranty card, hard-shell carrying case



TECHNICAL SPECIFICATIONS

Leveling Method	Automatic (Electronic)
Laser Wavelength	635nm±10nm (Red)
Laser Classification	Class IIIa
Maximum Power Output	≤5mW
Accuracy	±1/8"/100 ft. (±1.0mm/10m)
Interior Range	Up to 200 ft. diameter (60m) depending upon light conditions
Exterior Range	Up to 1500 ft. diameter (500m) with detector (40-6529)
Remote Range	Up to 200 ft. diameter (60m) (40-6529)
Slope	±5°
Auto-Leveling Range	±5°
Power Supply	NiMH rechargeable battery pack (included in 40-6529) or 6V adapter (included) or 4 "C" alkaline batteries (included in 40-6526)
Battery Life	Approximately 24 hours with rechargeable battery pack, 40 hours with 4 "C" alkaline batteries
Dimensions	8.62" x 6.29" x 7.95"(219mm x 160mm x 202mm)
Weight	4.4 lbs (2Kg)
Working Temperature	14°F to 113°F (-10°C to +45°C)
Center Screw Thread	5/8"-11
Rotation Speeds	200 and 500 rpm
Laser Beam Modes	0°, 30°, 60°
IP Protection Class	54
Limited Warranty	3 years with store receipt

TECHNICAL SPECIFICATIONS

Leveling Method	Automatic (Electronic)
Laser Wavelength	635nm±10nm (Red)
Laser Classification	Class IIIa
Maximum Power Output	≤5mW
Accuracy	±1/16"/100 ft. (±1.5mm/30m)
Interior Range	Up to 200 ft. diameter (60m) depending upon light conditions
Exterior Range	Up to 2000 ft. diameter (600m) with detector
Remote Range	Up to 200 ft. diameter (60m)
Slope	±5°
Auto-Leveling Range	±5°
Power Supply	NiMH rechargeable battery pack or 6V adapter (included), or 6 "AA" alkaline batteries (not included)
Battery Life	Approximately 17 hours with rechargeable battery pack, 8 hours with 3 "AA" alkaline batteries and 17 hours with 6 "AA" batteries
Dimensions	5.512" x 5.512" x 7.480" (140 x 140 x 190mm)
Weight	3.968 lbs (1.8 Kg)
Working Temperature	14°F to 113°F (-10°C to +45°C)
Center Screw Thread	5/8"-11
Rotation Speeds	800 RPM
IP Protection Class	66
Limited Warranty	3 years with store receipt

Electronic Self-Leveling Horizontal Rotary Laser

MODEL 40-6535

- Designed for outdoor use and simple set up
- Electronic self-leveling in the horizontal plane
- Electronically-controlled dual slope feature
- Visual and audible alarms when beyond leveling range
- Single speed rotation 700 RPM
- Slope operation function allows user to perform slope 8° in both x and y axis
- Height of Instrument (HI) alarm function ensures laser accuracy
- Remote control and detector for one person operation
- Height of Instrument/Tilt alarm function ensures product accuracy



PATENTED

40-6535 KIT INCLUDES > Laser, NiMH rechargeable battery pack, 6V battery adapter, remote control with 9V battery, detector with 9V battery and clamp, instruction manual with warranty card, hard-shell carrying case



TECHNICAL SPECIFICATIONS

Leveling Method	Automatic (Electronic)
Laser Wavelength	635nm±10nm (Red)
Laser Classification	Class IIIa
Maximum Power Output	≤5mW
Accuracy	±1/16"/100 ft. (±1.5mm/30m)
Interior Range	Up to 200 ft. diameter (60m) depending upon light conditions
Exterior Range	Up to 2000 ft. diameter (600m) with detector
Remote Range	Up to 200 ft. diameter (60m)
Slope	±8°
Auto-Leveling Range	±5°
Power Supply	NiMH rechargeable battery pack, or 6V adapter (included), 4 "C" alkaline batteries (not included)
Battery Life	Approximately 28 hours with rechargeable battery pack; 33 hours with alkaline batteries
Dimensions	7.4" x 5.9" x 8.15" (188 x 150 x 207mm)
Weight	5.51lbs. (2.1kg)
Working Temperature	14°F to 113°F (-10°C to +45°C)
Center Screw Thread	5/8"-11
Rotation Speeds	700 RPM
IP Protection Class	66
Limited Warranty	3 years with store receipt

Self-Leveling Rotary Laser with GreenBrite® Technology

MODEL 40-6543

- Green Beam is 400% more visible than red beam
- Self-leveling in the horizontal plane
- Locking mechanism protects inner pendulum during transportation
- Manual-leveling in the vertical plane with 90° split beam
- Laser beam modes include dot and two adjustable line lengths
- Visual and audible alarms when beyond leveling range



40-6543 KIT INCLUDES > Laser, remote control with 9V battery, wall/ceiling mount, NiMH rechargeable battery pack, 4 "C" alkaline battery compartment (batteries not included), 6V battery adapter, tinted glasses, magnetic target, instruction manual with warranty card, hard-shell carrying case



TECHNICAL SPECIFICATIONS

Leveling Method	Self-leveling (Pendulum)
Laser Wavelength	532nm+10nm (Green)
Laser Classification	Class IIIa
Maximum Power Output	≤5mW
Accuracy	±1/8"/100 ft. (±1mm/10m)
Interior Range	Up to 400 ft. (120m) diameter depending upon light conditions
Exterior Range	Up to 1200 ft. diameter (365m) with detector (not included)
Remote Range	Up to 200 ft. (60m) diameter
Self-Leveling Range	±3.5°
Power Supply	NiMH rechargeable battery pack or 6V adaptor (included) or 4 "C" batteries (not included)
Battery Life	Approximately 16 hours with rechargeable battery pack; 15 hours with alkaline batteries
Dimensions	7.087" x 6.378" x 7.953" (180 x 162 x 202mm)
Weight	4.409 lbs (2Kg)
Working Temperature	32°F to 104°F (0°C to 40°C)
Center Screw Thread	5/8"-11
Rotation Speeds	150, 200, 250, 300 RPM
Laser Beam Modes	0°, 30°, 60°
IP Protection Class	66
Limited Warranty	3 years with store receipt

Self-Leveling Rotary Laser

MODEL 40-6527 MODEL 40-6532

- Self-leveling in the horizontal plane
- Locking mechanism protects inner pendulum during transportation
- Manual-leveling in the vertical plane with 90° split beam
- Laser beam modes include dot and two adjustable line lengths
- Visual and audible alarms when beyond leveling range



40-6527 INCLUDES > Laser, tinted glasses, alkaline battery compartment, 4 "C" alkaline batteries, instruction manual with warranty card, soft-sided carrying case



40-6532 KIT INCLUDES > Laser, NiMH rechargeable battery pack, 6V battery adapter, 4 "C" alkaline battery compartment (batteries not included), detector with clamp and 9V battery, remote control and 9V battery, tinted glasses, instruction manual with warranty card, hard-shell carrying case



TECHNICAL SPECIFICATIONS

Leveling Method	Self-leveling (Pendulum)
Laser Wavelength	635nm±10nm (Red)
Laser Classification	Class IIIa
Maximum Power Output	≤5mW
Accuracy	±1/8"/100 ft. (±1mm/10m)
Interior Range	Up to 200 ft. diameter (60m) depending upon light conditions
Exterior Range	Up to 2000 ft. diameter (600m) with detector (40-6532)
Remote Range	Up to 200 ft. diameter (60m) diameter (40-6532)
Self-Leveling Range	±3.5°
Power Supply	NiMH rechargeable battery pack (included in 40-6532), 4 "C" alkaline batteries (included in 40-6527)
Battery Life	Approximately 15 hours with rechargeable battery pack; 20 hours with alkaline batteries
Dimensions	7.087" x 6.378" x 7.953" (180 x 162 x 202mm)
Weight	4.409lbs. (2kg)
Working Temperature	14°F to 113°F (-10°C to +45°C)
Center Screw Thread	5/8"-11
Laser Beam Modes	0, 30°, 60°
Rotation Speeds	150, 200, 250, 300 RPM
IP Protection Class	66
Limited Warranty	3 years with store receipt

Self-Leveling Rotary Laser

MODEL 40-6515 MODEL 40-6516 MODEL 40-6517

- Self-leveling in horizontal plane
- Locking mechanism protects inner pendulum during transportation
- Manual-leveling in the vertical plane with 90° split beam
- Visual and audible alarms when beyond leveling range
- Laser rotates at 200, 400, 600 RPM
- Illuminated vertical vial



40-6515 INCLUDES > Laser, tinted glasses, 4 "AA" alkaline batteries, instruction manual with warranty card, soft-sided carrying case



40-6516 KIT INCLUDES > Laser, tinted glasses, 4 "AA" alkaline batteries, detector with 9V battery and clamp, instruction manual with warranty card, hard-shell carrying case



40-6517 SYSTEM INCLUDES > Laser, 4 "AA" alkaline batteries, wall-ceiling mount, 8 ft. grade rod, detector with 2 "AAA" alkaline batteries and clamp, tinted glasses, magnetic target, elevating tripod, instruction manual with warranty card, hard-shell carrying case



TECHNICAL SPECIFICATIONS

Leveling Method	Self-leveling (Pendulum)
Laser Wavelength	635nm±10nm (Red)
Laser Classification	Class IIIa
Maximum Power Output	≤5mW
Accuracy	±1/8"/50 ft. (±2mm/10m)
Interior Range	Up to 200 ft. diameter (60m) depending upon light conditions
Exterior Range	Up to 800 ft. diameter (240m) with detector (included in 40-6516 and 40-6517)
Self-Leveling Range	±3°
Power Supply	4 "AA" alkaline batteries (included)
Battery Life	Approximately 20 hours continuous use
Dimensions	4.96" x 6.69" x 6.61" (126 x 170 x 168mm)
Weight	3.3 lbs. (1.5kg)
Working Temperature	14°F to 113°F (-10°C to +45°C)
Center Screw Thread	5/8"-11
Rotation Speeds	200, 400, 600 RPM
IP Protection Class	54
Limited Warranty	3 years with store receipt

Manual-Leveling Rotary Laser

MODEL 40-6502 MODEL 40-6512

- Large and small scan modes achieve a laser chalk line
- Manual-leveling in horizontal and vertical planes
- Simultaneous 90° split beam in vertical mode
- Scan line can be moved clockwise or counter-clockwise
- Variable rotation speed
- Rugged housing



40-6502 INCLUDES > Laser, 4 "AA" alkaline batteries, tinted glasses, instruction manual with warranty card, soft-sided carrying case

40-6512 SYSTEM INCLUDES > Laser, 4 "AA" alkaline batteries wall-ceiling mount, 8 ft. grade rod, detector with 2 "AAA" alkaline batteries, and clamp, tinted glasses, magnetic target, elevating tripod, instruction manual with warranty card, hard-shell carrying case



TECHNICAL SPECIFICATIONS

Leveling Method	Manual (Vials)
Laser Wavelength	635nm±10nm (Red)
Laser Classification	Class IIIa
Maximum Power Output	≤5mW
Accuracy	±1/4"/100 ft. (±2mm/10m)
Interior Range	Up to 200 ft. diameter (60m) depending upon light conditions
Exterior Range	Up to 800 ft. diameter (240m) with detector (40-6512 only)
Power Supply	4 "AA" alkaline batteries
Battery Life	Approximately 15 hours continuous use
Dimensions	5.118" x 5.118" x 6.141" (130 x 130 x 156mm)
Weight	1.653 lbs. (.075kg)
Working Temperature	14°F to 113°F (-10°C to +45°C)
Center Screw Thread	5/8"-11
Scanning Modes	Large, Small, Dot
Rotation Speeds	150-300 RPM
IP Protection Class	54
Limited Warranty	3 years with store receipt

Manual-Leveling Rotary Laser Kit

MODEL 40-0918

- Manual level in horizontal and vertical planes
- Simultaneous 90° split beam in vertical mode
- Illuminated vials for easy reading in all conditions
- Rotation speed from 0 to 600 RPM
- Multi-functional adjustable base and mounting bracket



40-0918 KIT INCLUDES > Laser, 4 "AA" alkaline batteries, elevating tripod, instruction manual, tinted glasses, hard-shell carrying case



TECHNICAL SPECIFICATIONS

Leveling Method	Manual (Vials)
Laser Wavelength	650nm±10nm (Red)
Laser Classification	Class IIIa
Maximum Power Output	≤5mW
Accuracy	±1/8"/30 ft. (±0.3mm/m)
Interior Range	Up to 200 ft. diameter (60m) depending upon light conditions
Power Supply	4 "AA" alkaline batteries (included)
Battery Life	Approximately 25 hours continuous use
Dimensions	4.75" x 4.75" x 6.125" (120 x 120 x 155mm)
Weight	1.35 lbs. (0.612kg)
Working Temperature	14°F to 113°F (-10°C to +45°C)
Center Screw Thread	5/8"-11
Rotation Speeds	0 to 600 RPM
IP Protection Class	43
Limited Warranty	3 years with store receipt

Rotary Laser Comparison Chart													
Mfg. Model	40-6580	40-6545	40-6544	40-6522	40-6526 40-6529	40-6537	40-6535	40-6543	40-6527 40-6532	40-6515 40-6516 40-6517	40-6502 40-6512	40-0918	
Leveling Method	Automatic (Electronic)	Automatic (Electronic)	Automatic (Electronic)	Automatic (Electronic)	Automatic (Electronic)	Automatic (Electronic)	Automatic (Electronic)	Self-Leveling (Pendulum)	Self-Leveling (Pendulum)	Self-Leveling (Pendulum)	Manual (Vials)	Manual (Vials)	
Laser Wavelength	635nm±10nm (Red)	532nm±10nm (Green)	532nm±10nm (Green)	635nm±10nm (Red)	635nm±10nm (Red)	635nm±10nm (Red)	635nm±10nm (Red)	532nm±10nm (Green)	635nm±10nm (Red)	635nm±10nm (Red)	635nm±10nm (Red)	650nm±10nm (Red)	
Laser Classification	Class IIIa	Class IIIa	Class IIIa	Class IIIa	Class IIIa	Class IIIa	Class IIIa	Class IIIa	Class IIIa	Class IIIa	Class IIIa	Class IIIa	
Maximum Power Output	≤5mW	≤5mW	≤5mW	≤5mW	≤5mW	≤5mW	≤5mW	≤5mW	≤5mW	≤5mW	≤5mW	≤5mW	
Accuracy	±1/16"/100ft. (±1.5mm/30m)	±1/16"/100ft. (±1.5mm/30m)	±1/8"/100ft. (±1.0mm/10m)	±1/16"/100ft. (±1.5mm/30m)	±1/8"/100ft. (±1.0mm/10m)	±1/16"/100ft. (±1.5mm/30m)	±1/16"/100ft. (±1.5mm/30m)	±1/8"/100ft. (±1mm/10m)	±1/8"/100ft. (±1mm/10m)	±1/8"/50ft. (±2mm/10m)	±1/4"/100ft. (±2mm/10m)	±1/8"/30ft. (±0.3mm/m)	
Interior Range	N/A	Up to 400' diameter (120m) depending on light conditions	Up to 400' diameter (120m) depending on light conditions	Up to 200' diameter (60m) depending on light conditions	Up to 200' diameter (60m) depending on light conditions	Up to 200' diameter (60m) depending on light conditions	Up to 200' diameter (60m) depending on light conditions	Up to 400' diameter (120m) depending on light conditions	Up to 200' diameter (60m) depending on light conditions	Up to 200' diameter (60m) depending on light conditions	Up to 200' diameter (60m) depending on light conditions	Up to 200' diameter (60m) depending on light conditions	
Exterior Range	Up to 2000' diameter (600m) with detector	Up to 1400' diameter (427m) with detector	Up to 1200' diameter (400m) with detector (not included)	Up to 2000' diameter (600m) with detector	Up to 1500' diameter (500m) with detector (40-6529 only)	Up to 2000' diameter (600m) with detector	Up to 2000' diameter (600m) with detector	Up to 1200' diameter (365m) with detector (not included)	Up to 2000' diameter (600m) with detector (40-6532 only)	Up to 800' diameter (240m) with detector (40-6516 & 40-6517)	Up to 800' diameter (240m) with detector (40-6512 only)	N/A	
Remote Range	Up to 200' diameter (60m)	Up to 400' diameter (120m)	Up to 200' diameter (60m)	Up to 200' diameter (60m)	Up to 200' diameter (60m)	Up to 200' diameter (60m)	Up to 200' diameter (60m)	Up to 200' diameter (60m)	Up to 200' diameter (60m) (40-6532 only)	N/A	N/A	N/A	
Slope	Single axis -7.999% to + 7.999%, Double axis X + Y = 12.00%	±8°	±5°	±8°	±5°	±5°	±8°	N/A	N/A	N/A	N/A	N/A	
Auto-Leveling Range	±5°	±5°	±5°	±5°	±5°	±5°	±5°	±3.5°	±3.5°	±3°	N/A	N/A	
Power Supply	NIMH rechargeable battery pack, or 9V adapter (included), 4 "C" alkaline batteries (not included)	NIMH rechargeable battery pack, or 6V adapter (included), 4 "C" alkaline batteries (not included)	NIMH rechargeable battery pack, or 6V adapter (included), 4 "C" alkaline batteries (not included)	NIMH rechargeable battery pack, or 6V adapter (included), 4 "C" alkaline batteries (not included)	NIMH rechargeable battery pack, or 6V adapter (40-6529 only), 4 "C" alkaline batteries (40-6526 only)	NIMH rechargeable battery pack, or 6V adapter (included), 6 "AA" alkaline batteries (not included)	NIMH rechargeable battery pack, or 6V adapter (included), 4 "C" alkaline batteries (not included)	NIMH rechargeable battery pack, or 6V adapter (included), 4 "C" alkaline batteries (not included)	NIMH rechargeable battery pack, (40-6532 only), 4 "C" alkaline batteries (40-6527 only)	4 "AA" alkaline batteries (included)	4 "AA" alkaline batteries (included)	4 "AA" alkaline batteries (included)	
Battery Life	Approximately 50 hrs with rechargeable battery pack; 100 hrs with alkaline batteries	Approximately 10 hrs with rechargeable battery pack; 15 hrs alkaline batteries	Approximately 24 hrs with rechargeable battery pack; 40 hrs alkaline batteries	Approximately 15 hrs with rechargeable battery pack; 20 hrs alkaline batteries	Approximately 24 hrs with rechargeable battery pack; 40 hrs alkaline batteries	Approximately 17 hrs with rechargeable battery pack; 8-17 hrs alkaline batteries	Approximately 28 hrs with rechargeable battery pack; 33 hrs alkaline batteries	Approximately 16 hrs with rechargeable battery pack; 15 hrs alkaline batteries	Approximately 15 hrs with rechargeable battery pack; 20 hrs alkaline batteries	Approximately 20 hrs continuous use	Approximately 15 hrs continuous use	Approximately 25 hrs continuous use	
Dimensions	8.66"x8.66"x11.02" (220x220x280mm)	7"x5"x6.25" (177x27x159mm)	8.62"x6.29"x7.95" (219x160x202mm)	5.75"x7.75"x7.625" (146x197x194mm)	8.62"x6.29"x7.95" (21x160x202mm)	5.512x5.512x7.480" (140x140x190mm)	7.4x5.9x8.15" (188x150x207mm)	7.087x6.378x7.953" (180x162x202mm)	7.087x6.378x7.953" (180x162x202mm)	4.96"x6.69"x6.61" (126x170x168mm)	5.118"x5.118"x6.141" (130x130x156mm)	4.75x4.75x6.125" (120x120x155mm)	
Weight	11lbs. (5kg)	9.61 lbs. (4.35 kg)	4.4 lbs. (2 kg)	4.4 lbs. (2 kg)	4.4 lbs. (2 kg)	3.968lbs. (1.8kg)	5.51lbs (2.1kg)	4.409lbs (2kg)	4.409lbs (2kg)	3.3 lbs. (1.5kg)	1.653lbs (.075kg)	1.35 lbs. (0.612kg)	
Working Temperature	14°F to 113°F (-10°C to +45°C)	32°F to 104°F (0°C to +40°C)	14°F to 113°F (-10°C to +45°C)	14°F to 113°F (-10°C to +45°C)	14°F to 113°F (-10°C to +45°C)	14°F to 113°F (-10°C to +45°C)	14°F to 113°F (-10°C to +45°C)	32°F to 104°F (0°C to +40°C)	14°F to 113°F (-10°C to +45°C)	14°F to 113°F (-10°C to +45°C)	14°F to 113°F (-10°C to +45°C)	14°F to 113°F (-10°C to +45°C)	
Center Screw Thread	5/8"-11	5/8"-11	5/8"-11	5/8"-11	5/8"-11	5/8"-11	5/8"-11	5/8"-11	5/8"-11	5/8"-11	5/8"-11	5/8"-11	
Laser Beam Modes	N/A	0°, 30°, 60°	0°, 30°, 60°	0°, 30°, 60°	0°, 30°, 60°	N/A	N/A	0, 30°, 60°	0, 30°, 60°	N/A	0, 30°, 60°	N/A	
Rotation Speeds	0, 300, 600, 1100 RPM	200, 600 RPM	200, 500 RPM	120, 500 RPM	200, 500 RPM	800 RPM	700 RPM	150, 200, 250, 300 RPM	150, 200, 250, 300 RPM	200, 400, 600 RPM	150 - 300 RPM	0 - 600 RPM	
IP Protection Class	66	66	54	66	54	66	66	66	66	54	54	43	
Limited Warranty	3 Years	3 Years	3 Years	3 Years	3 Years	3 Years	3 Years	3 Years	3 Years	3 Years	3 Years	3 Years	
13	888-9-LEVELS www.johnsonlevel.com						888-9-LEVELS www.johnsonlevel.com						14

Quad-Line® Self-Leveling Cross-Line Laser with Plumb Beam

MODEL 40-6662

- Locking mechanism protects inner pendulum during transportation
- Manual mode allows unit to tilt to extreme angles
- Laser can be rotated 360°
- Projects three vertical lines, two horizontal lines and one plumb-down beam simultaneously or individually
- Self-leveling with visible and audible alarms when beyond leveling range
- Laser beam can be set to pulse for use with optional line detector (not included)



40-6662 INCLUDES > Laser, NiMH rechargeable battery pack, 6.4V battery adapter, 4 "AA" alkaline battery compartment (batteries not included), tinted glasses, magnetic target, instruction manual with warranty card, hard-shell carrying case



TECHNICAL SPECIFICATIONS

Leveling Method	Self-leveling (Pendulum)
Laser Wavelength	635nm ±10nm (Red)
Laser Classification	Class IIIa
Maximum Power Output	≤5mW
Accuracy	± 1/8"/50 ft. (±1mm/5m)
Interior Range	Up to 200 ft. diameter (60m) depending upon light conditions
Exterior Range	Up to 300 ft. diameter (90m) diameter with detector (not included)
Self-Leveling Range	± 3°
Power Supply	NiMH rechargeable battery pack or 6.4V battery adapter (included) or 4 "AA" alkaline batteries (not included)
Battery Life	Approximately 8 hours continuous use
Dimensions	4.73" x 4.96" x 7.09" (120 x 126 x 180mm)
Weight	4.0 lbs (1.8kg)
Working Temperature	14°F to 113°F (-10°C to 45°C)
Center Screw Thread	5/8"-11
IP Protection Class	54
Limited Warranty	3 years with store receipt

Self-Leveling Cross-Line Laser with 3 Vertical Lines

MODEL 40-6602

- Locking mechanism protects inner pendulum during transportation
- Manual mode allows unit to tilt to extreme angles
- Laser can be rotated 360°
- Projects three vertical lines and one horizontal line simultaneously or individually
- Self-leveling with visual and audible alarms when beyond leveling range
- Laser beam can be set to pulse for use with optional line detector (not included)



40-6602 INCLUDES > Laser, 3 "AA" alkaline batteries, tinted glasses, magnetic target, instruction manual with warranty card, soft-sided carrying case



TECHNICAL SPECIFICATIONS

Leveling Method	Self-leveling (Pendulum)
Laser Wavelength	635nm ±10nm (Red)
Laser Classification	Class IIIa
Maximum Power Output	≤5mW
Accuracy	±3/16"/50 ft. (±3mm/10m)
Interior Range	Up to 200 ft. diameter (60m) depending upon light conditions
Exterior Range	Up to 300 ft. diameter (90m) with detector (not included)
Self-leveling Range	± 3°
Power Supply	3 "AA" alkaline batteries (included)
Battery Life	Approximately 10 hours continuous use
Dimensions	3.55" x 3.55" x 5.83" (90 x 148mm)
Weight	2.2 lbs (1.0kg)
Working Temperature	14°F to 113°F (-10°C to 45°C)
Center Screw Thread	5/8"-11
IP Protection Class	54
Limited Warranty	3 years with store receipt

Self-Leveling Cross-Line Laser with GreenBrite® Technology

MODEL 40-6640

- Green beam is 400% more visible than red beam laser
- Projects vertical and horizontal laser lines simultaneously
- Self-leveling with visual and audible alarms when beyond leveling range
- Locking mechanism protects inner pendulum during transportation
- Manual mode allows unit to tilt to extreme angles



PATENTED

40-6640 INCLUDES > Laser, tripod/wall mount bracket, NiMH rechargeable battery pack, mounting strap, 6V battery adapter, tinted glasses, magnetic target, instruction manual with warranty card, hard-shell carrying case



TECHNICAL SPECIFICATIONS

Leveling Method	Self-leveling (Pendulum)
Laser Wavelength	532nm±10nm (Green)
Laser Classification	Class IIIa
Maximum Power Output	≤5mW
Accuracy	± 1/8"/35 ft. (±3mm/10m)
Interior Range	Up to 200 ft. (60m) depending upon light conditions
Self-Leveling Range	±5°
Power Supply	NiMH rechargeable battery pack or 6V adapter (included)
Battery Life	Approximately 10 hours continuous use
Dimensions	3.875" x 4.25" x 5.125" (98 x 108 x 130mm)
Weight	1.653 lbs (0.75 kg)
Working Temperature	32°F to 104°F (0°C to +40°C)
Center Screw Thread	5/8"-11, 1/4"-20
IP Protection Class	54
Limited Warranty	3 years with store receipt

Self-Leveling Cross-Line Laser

MODEL 40-0912 MODEL 40-0921

- Self-leveling within ±6°
- Interior horizontal and vertical layout
- Locking mechanism protects inner pendulum during transportation
- 360° graduated base allows angle layout
- Emits cross line lasers
- Projects vertical and horizontal laser lines simultaneously
- Visual out of level indicator
- 5/8" – 11 thread



40-0912 INCLUDES > Laser, 3 "AAA" alkaline batteries, instruction manual with warranty card, soft-sided carrying case



40-0921 KIT INCLUDES > Laser, 3 "AAA" alkaline batteries, tinted glasses, elevating tripod, instruction manual with warranty card, hard-shell carrying case



TECHNICAL SPECIFICATIONS

Leveling Method	Self-leveling (Pendulum)
Laser Wavelength	635nm±10nm (Red)
Laser Classification	Class IIIa
Maximum Power Output	≤5mW
Accuracy	± 1/4"/35 ft. (±0.6mm/m)
Interior Range	Up to 100 ft. (30m) depending upon light conditions
Self-Leveling Range	±6°
Power Supply	3 "AAA" alkaline batteries (included)
Battery Life	Approximately 12 hours continuous use
Dimensions	5" x 4" x 3.5" (127 x 102 x 89mm)
Weight	1.2 lbs (0.54 kg)
Working Temperature	14°F to 113°F (-10°C to +45°C)
Center Screw Thread	5/8" - 11
IP Protection Class	54
Limited Warranty	3 years with store receipt

Self-Leveling Ultra-Bright Cross-Line Laser

MODEL 40-6625

- High-powered bright red cross beam laser
- Manual mode allows unit to tilt to extreme angles
- Locking mechanism protects inner pendulum during transportation
- Self-leveling with visual and audible alarms when beyond leveling range
- Multi-functional magnetic base with rare earth magnets for use on walls, metallic surfaces or tripod



PATENTED

40-6625 INCLUDES > Laser, multi-functional magnetic base, 3 "AA" alkaline batteries, mounting strap, magnetic target, instruction manual with warranty card, soft-sided pouch



TECHNICAL SPECIFICATIONS

Leveling Method	Self-leveling (Pendulum)
Laser Wavelength	635nm±10nm (Red)
Laser Classification	Class IIIa
Maximum Power Output	≤5mW
Accuracy	± 1/8"/35 ft. (±3mm/10m)
Interior Range	Up to 150 ft. (45m) depending upon light conditions
Self-Leveling Range	±5°
Power Supply	3 "AA" alkaline batteries (included)
Battery Life	Approximately 20 hours continuous use
Dimensions	2" x 5.25" x 6.25" (51 x 133 x 159mm)
Weight	2lbs. (0.93kg)
Working Temperature	14°F to 113°F (-10°C to +45°C)
Center Screw Thread	5/8"-11, 1/4"-20
IP Protection Class	55
Limited Warranty	3 years with store receipt

Tiling/Flooring Laser

MODEL 40-6616

- Generates two lines on the floor at a 90° angle for surface layout including tile, stone, brick, carpet and hardwood flooring
- Projects two laser beams over wet mastic or concrete
- Angles are easily established with the built-in protractor



40-6616 INCLUDES > Laser, 2 "AA" alkaline batteries, floor target, instruction manual with warranty card, soft-sided pouch



TECHNICAL SPECIFICATIONS

Leveling Method	Manual (vials)
Laser Wavelength:	635nm ±10nm (Red)
Laser Classification	Class IIIa
Maximum Power Output	≤5mW
Accuracy	± 1/8"/30 ft. (±4mm/10m)
Interior Range	Up to 30 ft. (9m) depending upon light conditions
Power Supply	2 "AA" alkaline batteries (included)
Battery Life	Approximately 30 hours continuous use
Dimensions	6.125" x 6.125" x 1.938" (155 x 155 x 50mm)
Weight	0.55lbs (0.25kg)
Working Temperature	14°F to 113°F (-10°C to 45°C)
Limited Warranty	3 years with store receipt

LaserMouse®

MODEL 9250

- Adheres to any surface for hands free use
- SuperStick™ adhesive system is reusable, sticks to any surface, and leaves no marks or holes
- Projects a laser line up to 30 ft.
- Integrated horizontal and vertical leveling vials



PATENTED

9250 INCLUDES > Laser, reusable SuperStick™ adhesive strip, 2 "AA" batteries, instruction sheet, protective carrying pouch

TECHNICAL SPECIFICATIONS

Leveling Method	Manual (vials)
Laser Wavelength	650nm±10nm (Red)
Laser Classification	Class II
Maximum Power Output	≤1mW
Accuracy	± 1/2"/20 ft. (±2mm/1m)
Interior Range	Up to 30 ft. (9m) depending upon light conditions
Power Supply	2 "AA" alkaline batteries (included)
Dimensions	4.325" x 2.5" x 1.75" (110 x 63 x 44mm)
Weight	0.37 lbs (0.17kg)
Working Temperature	14°F to 113°F (-10°C to +45°C)

LINE LASER COMPARISON CHART							
MFG. MODEL	40-6662	40-6602	40-6640	40-0921 40-0912	40-6625	40-6616	9250
Leveling Method	Self-Leveling (Pendulum)	Self-Leveling (Pendulum)	Self-Leveling (Pendulum)	Self-Leveling (Pendulum)	Self-Leveling (Pendulum)	Manual (Vials)	Manual (Vials)
Laser Wavelength	635nm±10nm (Red)	635nm±10nm (Red)	532nm±10nm (Green)	635nm±10nm (Red)	635nm±10nm (Red)	635nm±10nm (Red)	650nm±10nm (Red)
Laser Classification	Class IIIa	Class IIIa	Class IIIa	Class IIIa	Class IIIa	Class IIIa	Class II
Maximum Power Output	≤5mW	≤5mW	≤5mW	≤5mW	≤5mW	≤5mW	≤1mW
Accuracy	±1/8"/50ft. (±1mm/5m)	±3/16"/50ft. (±3mm/10m)	±1/8"/35ft. (±1mm/5m)	±1/4"/35ft. (±.6mm/1m)	±1/8"/35ft. (±1mm/5m)	±1/8"/30ft. (±4mm/10m)	±1/2"/20ft. (±2mm/1m)
Interior Range	Up to 200' diameter (60m) depending upon light conditions	Up to 200' diameter (60m) depending upon light conditions	Up to 200' diameter (60m) depending upon light conditions	Up to 100' diameter (30m) depending upon light conditions	Up to 150' diameter (45m) depending upon light conditions	Up to 30' diameter (9m) depending upon light conditions	Up to 30' diameter (9m) depending upon light conditions
Exterior Range	Up to 300' diameter (90m) with detector (not included)	Up to 300' diameter (90m) with detector (not included)	N/A	N/A	N/A	N/A	N/A
Self-Leveling Range	±3°	±3°	±5°	±6°	±5°	N/A	N/A
Power Supply	NiMH rechargeable battery pack or 6.4 V battery adapter (included) or 4 "AA" alkaline batteries (not included)	3 "AA" alkaline batteries (included)	NiMH rechargeable battery pack or 6V battery adapter (included)	3 "AAA" alkaline batteries (included)	3 "AA" alkaline batteries (included)	2 "AA" alkaline batteries (included)	2 "AA" alkaline batteries (included)
Battery Life	Approximately 8 hours continuous use	Approximately 10 hours continuous use	Approximately 10 hours continuous use	Approximately 12 hours continuous use	Approximately 20 hours continuous use	Approximately 30 hours continuous use	Approximately 50 hours continuous use
Dimensions	4.73" x 4.96" x 7.09" (120 x 126 x 180mm)	3.55" x 3.55" x 5.83" (90 x 148mm)	3.875" x 4.25" x 5.125" (98 x 108 x 130mm)	5" x 4" x 3.5" (127 x 101 x 89mm)	2" x 5.25" x 6.25" (51 x 133 x 159mm)	6.125" x 6.125" x 1.938" (155 x 155 x 50mm)	4.325" x 2.5" x 1.75" (110 x 63 x 44mm)
Weight	4lbs. (1.8kg)	2.2lbs. (1.0kg)	1.653lbs. (.075kg)	1.2lbs. (0.54kg)	2lbs. (0.93kg)	0.55lbs. (0.25kg)	0.37lbs. (0.17kg)
Working Temperature	14°F to 113°F (-10°C to +45°C)	14°F to 113°F (-10°C to +45°C)	32°F to 104°F (0°C to +40°C)	14°F to 113°F (-10°C to +45°C)	14°F to 113°F (-10°C to +45°C)	14°F to 113°F (-10°C to +45°C)	14°F to 113°F (-10°C to +45°C)
Center Screw Thread	5/8"-11	5/8"-11	5/8"-11, 1/4"-20	5/8"-11	5/8"-11, 1/4 -20	N/A	N/A
IP Protection Class	54	54	54	54	55	N/A	N/A
Limited Warranty	3 Years	3 Years	3 Years	3 Years	3 Years	3 Years	
21	888-9-LEVELS	www.johnsonlevel.com		888-9-LEVELS	www.johnsonlevel.com	22	

Self-Leveling 5 Beam Laser Dot

MODEL 40-6680

PATENTED

- Self-leveling
- Projects five self-leveling beams simultaneously
- Locking mechanism protects inner pendulum during transportation
- Visual and audible alarms when beyond leveling range
- Laser can be rotated 360° when attached to magnetic laser mount

40-6680 INCLUDES > Laser, multi-functional magnetic base, 3 "AA" alkaline batteries, mounting strap, magnetic target, tinted glasses, instruction manual with warranty card, soft-sided carrying case

TECHNICAL SPECIFICATIONS

Leveling Method	Self-leveling (Pendulum)
Laser Wavelength	650nm±10nm (Red)
Laser Classification	Class IIIa
Maximum Power Output	≤5mW
Accuracy	±1/8"/50 ft. (±2mm/10m)
Interior Range	Up to 200 ft. (60m) depending upon light conditions
Self-Leveling Range	±4.5°
Power Supply	3 "AA" alkaline batteries (included)
Battery Life	Approximately 20 hours continuous use
Dimensions	3.15" x 3.858" x 4.0" (80 x 98 x 101.6mm)
Weight	1.101lbs. (0.5kg)
Working Temperature	14°F to 113°F (-10°C to +45°C)
Center Screw Thread	5/8"-11, 1/4"-20
IP Protection Class	55
Limited Warranty	3 years with store receipt



Self-Leveling 2 Beam Laser Dot

MODEL 40-6670

- Self-leveling
- Projects two self-leveling beams simultaneously
- Locking mechanism protects inner pendulum during transportation
- Visual and audible alarms when beyond leveling range

40-6670 INCLUDES > Laser, 3 "AA" alkaline batteries, magnetic target, instruction manual with warranty card, soft-sided pouch

TECHNICAL SPECIFICATIONS

Leveling Method	Self-leveling (Pendulum)
Laser Wavelength	635nm±10nm (Red)
Laser Classification	Class IIIa
Maximum Power Output	≤5mW
Accuracy	±1/8"/50 ft. (±2mm/10m)
Interior Range	Up to 100 ft. (30m) depending upon light conditions
Self-Leveling Range	±3°
Power Supply	3 "AA" alkaline batteries (included)
Battery Life	Approximately 50 hours continuous use
Dimensions	4.212" x 2.598" x 4.528" (170 x 66 x 115mm)
Weight	0.127lbs. (0.58kg)
Working Temperature	14°F to 113°F (-10°C to +45°C)
Center Screw Thread	1/4"-20
IP Protection Class	54
Limited Warranty	3 years with store receipt



PATENTED



PATENTED Self-Leveling 3 Beam Laser Dot

MODEL 40-6675

- Self-leveling
- Projects three self-leveling beams simultaneously
- Locking mechanism protects inner pendulum during transportation
- Visual and audible alarms when beyond leveling range

40-6675 INCLUDES > Laser, magnetic target, 3 "AA" alkaline batteries, instruction manual with warranty card, soft-sided pouch

TECHNICAL SPECIFICATIONS

Leveling Method	Self-leveling (Pendulum)
Laser Wavelength	635nm±10nm (Red)
Laser Classification	Class IIIa
Maximum Power Output	≤5mW
Accuracy	±1/8"/50 ft. (+2mm/10m)
Interior Range	Up to 100 ft. (30m) depending upon light conditions
Self-Leveling Range	±3°
Power Supply	3 "AA" alkaline batteries (included)
Battery Life	Approximately 50 hours continuous use
Dimensions	4.212" x 2.598" x 4.528" (107 x 66 x 115mm)
Weight	0.127 lbs (0.58 Kg)
Working Temperature	14°F to 113°F (-10°C to +45°C)
Center Screw Thread	1/4"-20
IP Protection Class	54
Limited Warranty	3 years with store receipt



Three-Beam Magnetic Torpedo Laser Dot PATENTED

MODEL 40-6184

- Precision crafted anodized, machined aluminum frame for superior accuracy and durability
- Four vials read plumb, level, 45°, and cross check
- Three 90° beams emit simultaneous level, plumb and square reference points
- Strong magnetic base, tripod mount, and v-groove frame for maximum versatility
- Leveling base included

40-6184 INCLUDES > Laser, leveling base, 3 "AAA" alkaline batteries, instruction manual with warranty card, soft-sided carrying pouch

TECHNICAL SPECIFICATIONS

Leveling Method	Manual (Vials)
Laser Wavelength	650nm±10nm (Red)
Laser Classification	Class IIIa
Maximum Power Output	≤5mW
Accuracy	±1/8"/50 ft. (±1mm/5m)
Interior Range	Up to 100 ft. (30m) depending upon light conditions
Power Supply	3 "AA" alkaline batteries (included)
Battery Life	Approximately 50 hours continuous use
Dimensions	9.527" x 2.205" x 0.98" (242 x 56 x 25.4mm)
Weight	1.653 lbs (0.75kg)
Working Temperature	14°F to 113°F (-10°C to +45°C)
Center Screw Thread	1/4"-20
Limited Warranty	3 years with store receipt



Torpedo Laser Levels

Magnetic Torpedo Laser Level

MODEL 40-6164

- Aluminum frame for superior accuracy and durability
- Four vials read plumb, level, 45°, and cross check
- Built-in, rotating head swivels to project laser dot, horizontal or vertical line

40-6164 INCLUDES > Laser, 2 "AAA" alkaline batteries, instruction manual with warranty card, soft-sided pouch



PATENTED

Magnetic Torpedo Laser Level

MODEL 40-6174

- Aluminum frame for superior accuracy and durability
- Three vials read plumb, level and cross check.
- Built-in, rotating head swivels projects laser dot, horizontal or vertical lines
- V-grooved bottom surface for use on pipe or conduit
- Leveling base included

40-6174 INCLUDES > Laser, base (leveling bracket), 2 "AA" alkaline batteries, two mounting straps, instruction manual with warranty card, soft-sided pouch



PATENTED

TECHNICAL SPECIFICATIONS

Leveling Method	Manual (Vials)
Laser Wavelength	650nm ± 10nm (Red)
Laser Classification	Class IIIa
Maximum Power Output	≤5mW
Accuracy	±1/8"/50 ft. (±1mm/5m)
Interior Range	Up to 100 ft. (30m) depending upon light conditions
Power Supply	2 "AAA" alkaline batteries (included in 40-6164) 2 "AA" alkaline batteries (included in 40-6174)
Battery Life	Approximately 30 hours continuous use (40-6164) Approximately 50 hours continuous use (40-6174)
Dimensions	7.5" x 2.125" x .75" (190mm x 55mm x 20mm)
Working Temperature	14°F to 113°F (-10°C to +45°C)
Center Screw Thread	1/4"-20
Limited Warranty	3 years with store receipt

Magnetic Torpedo Laser Level

MODEL 40-0915

- Three vials read plumb, level and cross check
- Built-in, rotating head swivels to project laser dot, horizontal or vertical line
- Durable molded housing is impact resistant

40-0915 INCLUDES > Laser, 2 "AAA" alkaline batteries, instruction manual



TECHNICAL SPECIFICATIONS

Leveling Method	Manual (Vials)
Laser Wavelength	650nm ± 10nm (Red)
Laser Classification	Class IIIa
Maximum Power Output	≤5mW
Accuracy	±3/8"/50 ft. (±0.5mm/5m)
Interior Range	Up to 100 ft. (30m) depending upon light conditions
Power Supply	2 "AAA" alkaline batteries (included)
Battery Life	Approximately 70 hours continuous use
Dimensions	7" x 2" x 0.875" (178mm x 51mm x 23mm)
Working Temperature	14°F to 113°F (-10°C to +45°C)
Center Screw Thread	NA

Electronic Self-Leveling Pipe Laser

MODEL 40-6690

- Large, illuminated LCD display makes information easy to see and use
- Easy grade input to enter by individual digit for quick set-up changes
- Infrared remote control works over long distances providing real time data between remote and pipe laser
- Laser dot center feature automatically centers laser dot on target
- Battery indicator monitors battery level in rechargeable and alkaline battery packs
- Sleep mode turns off laser beam and display

40-6690 INCLUDES > Laser, NiMH rechargeable battery pack, alkaline battery compartment (batteries not included), remote control w/9V battery, small and large target, car adapter charger w/conversion plug, 6.4V AC battery adapter, 5 leg sets, instruction manual with warranty card, hard-shell carrying case



TECHNICAL SPECIFICATIONS

Leveling Method	Automatic (Electronic)
Laser Wavelength	635nm ± 10nm (Red)
Laser Classification	Class IIIa
Maximum Power Output	≤5mW
Remote Range	Front 300 ft., rear 50 ft.
Self-Leveling Range	±5°
Grade Range	-20% to +40%
Grade Display	00.001%
Left and Right Scan	±4°
Accuracy	±1/16"/100 ft. (±5mm/100m; ±10 arc sec)
Dimensions	5.19" x 14.96" (132mm x 380mm)
Weight	13.2 lbs (6 Kg)
Working Temperature	-4° to +122°F (-20°C to +50°C)
Power Supply	NiMH rechargeable battery pack (included), 6.4V battery adaptor and 12V car charger (included) or 4 "D" alkaline batteries (not included)
IP Protection Class	68 nitrogen purged
Limited Warranty	3 years with store receipt

Adjustable Pipe Laser Trivet Stand

MODEL 40-6391

- Adjustable for various pipe
- Includes slope scale

40-6391 INCLUDES > Adjustable pipe laser trivet stand, soft-sided carrying case



Sheave Alignment



MODEL 40-6200 Red Magnetic Sheave Alignment Kit MODEL 40-6210 GreenBrite® Magnetic Sheave Alignment Kit



- Decrease vibration on any Pulley/Sheave System – minimize belt and motor bearing wear
- Compact size – easy to use on small diameter sheaves
- Faster set ups
- Decrease bearing wear
- Green beam is 400% more visible than red beam laser
- Use as a laser level – check the height and flatness of motor and gear box mounting plates
- Aligns belts, pulleys, sheaves, sprockets, gear trains, rollers, platforms, conveyors, and other plant equipment



INCLUDES > Red or green magnetic sheave alignment, three precision machined magnetic targets, instruction manual, hard-shell carrying case



TECHNICAL SPECIFICATIONS

Laser Wavelength	635nm (Red), 532nm (Green)
Laser Classification	Class II
Maximum Power Output	≤1mW
Accuracy	±1/16"/10 ft.
Operating Distance	50 ft.
Vial	40 Arc Minute
Beam Spread	60°/3 ft.
Line Width	Approximately ±1/16"/30"
Magnets	Nickel Plated Rare Earth
Power Supply	2 AAA alkaline batteries (included)
Battery Life	Approximately 10 hours continuous use
Targets	3 Retro-Reflective, adjustable over 1"
IP Protection Class	67
Dimensions	1.75" x 6.75" x .625" (144 x 171 x 15mm)
Weight	14 oz. (0.396 Kg)
Limited Warranty	1 year with store receipt

Industrial Alignment Dot Lasers

MODEL 40-6220 Red Industrial Alignment Dot Laser w/110V AC MODEL 40-6222 Red Industrial Alignment Dot Laser w/4-24V DC MODEL 40-6224 Green Industrial Alignment Dot Laser w/110V AC

- Laser beam is aligned to be concentric with the outside diameter of the brass housing. This allows the installer to use the outside of the case for centering and positioning the beam.
- Projects a vertical and horizontal laser chalk line
- Solid brass industrial grade housing protects laser diode – won't rust or spark
- Solid glass optics are designed for harsh work environments
- Wedge internal prisms steer beam and maintain beam alignment for impact resistance
- "O"ring seal – water and oil proof to IP67 standards
- Beam-on indicator verifies unit is working from a distance
- Accessory parts available include Mounting Bracket (40-6229), Aperture Pack (40-6226) and 70 Degree Fan Angle Line Generator Lens (40-6228)



40-6220 INCLUDES > Red industrial alignment dot laser with 110V AC, instruction manual

40-6222 INCLUDES > Red industrial alignment dot laser with 4-24V DC, instruction manual

40-6224 INCLUDES > Green industrial alignment dot laser with 110V AC, instruction manual

TECHNICAL SPECIFICATIONS

Laser Wavelength	635nm (Red), 532 nm (Green)
Laser Classification	Class IIIa
Maximum Power Output	≤5mW
Optics	Glass Collimating Lens and Wedge Prisms
Beam Divergence	Less than .4 mrad
Concentric beam alignment to case O.D.	±1/8"/100 ft.
IP Protection Class	67 (1m for 10 seconds)
Dimensions	3.25" x .75" diameter (82 x 19mm)
Operating Temperature Range Red:	-10°C to +50°C
Operating Temperature Range Green:	+10° C to +30° C
Power Supply	110V AC - 40-6220 & 40-6224 (included) 4-24V DC - 40-6222 (included)
Limited Warranty	1 year with store receipt

Accessories Industrial Dot Lasers



Mounting Bracket for 40-6220, 40-6222 or 40-6224 Alignment Lasers

MODEL 40-6229

- Easy installation bracket for Industrial Alignment Laser Dots
- Includes 3/4" diameter mounting block and "L" bracket
- Designed to position the laser beam to the desired location

Accessory for Dot Lasers

MODEL 40-6226

- Exclusive solid brass aperture pack works with all three dot laser modules
- Pre-threaded accessories screw directly into the pre-threaded alignment laser housing allowing the user to lower the laser beam intensity while reshaping the beam to 1/16", 3/32" or 1/8" diameters



70 Degree Fan Angle Line Generator Lens

MODEL 40-6228

- Industrial alignment laser dots can be further accessorized with the 40-6228 line generator optic to create a line with a fan angle of 70°

Industrial Alignment Cross-Line Laser Level

MODEL 40-6230 Red Industrial Alignment Cross-Line Laser Level

MODEL 40-6232 Green Industrial Alignment Cross-Line Laser Level

- Cylindrical lens technology – Solid glass optical system draws a continuous line at any distance
- Line fan angle – 70°
- Line widths – 1/16"
- Push on/off switch - turn unit on and off without having to disconnect power
- Beam on indicator – two indicators top & bottom for easy viewing
- Hard anodized – scratch resistance housing
- Laser diode – rated for 10,000 hours of operation or 5 years normal operating condition



INCLUDES > Red or green laser, 110V AC, mounting bracket, instruction manual

TECHNICAL SPECIFICATIONS

Laser Wavelength	635nm (Red), 532nm (Green)
Laser Classification	II
Maximum Power Output	≤1mW
Power Supply	110AC (included)
Dimensions	4" x .75" x 1.375" (101 x 19 x 35mm)
Weight	7.5 oz. (.212Kg)
Beam Divergence	70° Standard
IP Protection Class	65
Limited Warranty	1 year with store receipt

Laser Precision Levels

MODEL 40-6240 Red Laser Precision Level™

MODEL 40-6242 Green Laser Precision Level™



- Measures level or plumb using precision level vial or two plumb vials that are built in and factory set
- Bright red or green beam laser dots
- Turn the laser on by turning the battery cap switch
- Mark the center of the laser dot and subtract 1/2" to reference the bottom of the level
- Working edge is machined flat to 0.005"
- Solid aluminum frame – one piece case design won't bend or twist and it's weather protected
- Recessed level vials are easy to read, but well protected
- Features industrial grade optics that are fully coated for maximum performance
- 1/4" – 20 thread mounting hole can be mounted to standard camera tripods for stand alone operation
- Battery operated with over 30 hours of continuous operation
- Solid brass end caps provides for years of trouble free service
- Optical calibration – no set screws
- Wedge prisms factory calibrated – no field adjustments required
- Ideal for site layouts, crosscut and break measurements, slope, conveyors, grade and transit work

40-6240 INCLUDES > Laser, 2 "CR123A" lithium photo batteries, instruction manual

40-6242 INCLUDES > Laser, 2 AA "MN1500" alkaline batteries, instruction manual

TECHNICAL SPECIFICATIONS

Laser Wavelength	635nm (Red), 532nm (Green)
Laser Classification	Class IIIa (Red), Class II (Green)
Maximum Power Output	≤5mW (Red), ≤1mW (Green)
Accuracy	±1/16"/100 ft.
Level Vial	5 minute accurate to ±1/8"/100 ft.
Plumb Vials	30 minute accurate to ±1/4"/20 ft.
Power Supply	40-6240 - 2 "CR123A" lithium photo batteries (included) 40-6242 - 2AA "MN1500" alkaline batteries (included)
Dimensions	1" x .125" x 13" (25 x 3 x 330mm)
Weight	Less than 20 oz. (.566Kg)
Battery Life	Approximately 40 hours continuous use (red) and 4 hours (green)
Limited Warranty	1 year with store receipt

Electronic Digital Theodolites

MODEL 40-6932 Two-Second Theodolite MODEL 40-6935 Five-Second Theodolite

- Two second or five second angular accuracy – accurate enough for any construction job
- Vertical axis compensation – tilt sensor provides the highest level of accuracy and be turned on or off depending upon job requirements
- Dual LCD with large characters – easy to see, angle readings, eliminate errors and reduce eye fatigue
- Backlit LCD and telescope reticle – allows work in low light conditions including indoor and extended hours near dawn and dusk
- Simple six button keypad – quick set-ups and simple operation with low operator learning curve
- Large suite of programmable settings – provide multiple operations for various users and job requirements including zero position of vertical angle
- 90° audible notification – for quick turning and set out of right angles
- Instant conversion of vertical angles to percent of grade – convenient for slope work and when used in conjunction with pipe work
- NiMH rechargeable battery pack and charger lower operating cost with reusable batteries
- Alkaline battery pack standard – provides back-up and eliminated down time if the charge is lost in the middle of a job

INCLUDES > Two or five second theodolite, NiMH rechargeable battery pack, alkaline battery compartment (batteries not included), 3-7.5V battery adapter, rain cover, instruction manual with warranty card, hard-shell carrying case



TECHNICAL SPECIFICATIONS

Telescope	
Image	Erect
Magnification	30X
Aperture	1.7" (45mm)
Resolution	3"
Angle of View	1° 30 ft.
Shortest Distance	5 ft. (1.4m)
Stadia Constant	100
Overall Length	6.18" (157mm)
Angle Measuring System	
Angle Measurement	Incremental
Minimal Reading	1", 2", 5", optional
Angle Measurement Unit	360°, 400gon, 6400mil, optional
Accuracy	40-6932 - 2", 40-6935 - 5"
Vial	
Tubular Vial	30"/2mm
Circular Vial	8 ft./2mm
Compensator	
Tilt Sensor	Upright angle automatic compensation
Compensation Range	+3 ft.
Optical Plummet	
Imaging	Erect
Magnification	3X
Focusing Range	0.5m
Field Angle	5°

Display	
Type	LCD with double side
Date Input and Output	
Joint (one)	RS232
Power	
Battery	NiMH rechargeable battery pack or 3-7.5V battery adaptor (included) or 5 "AA" alkaline batteries (not included)
Operating Voltage	6V DC
Battery Life	Approximately 16 hours continuous use
Working Environment	
Temperature Range	4° F to 104° F (-20° C to +40° C)
Size and Weight	
Dimensions	6.29" x 5.90" x 12.99"
Weight	10.14 lbs (4.6Kg)
Limited Warranty	3 years with store receipt

Automatic Levels

MODEL 40-6926 26X Automatic Level MODEL 40-6960 30X Automatic Level MODEL 40-6962 32X Automatic Level

- Water and dust resistant for use in most weather conditions
- Wire-hung, magnetically dampened compensator
- Large, easy-to-use focusing knob
- 360° horizontal circle
- Prism for bubble viewing
- Top-mounted optical sight for quick reference
- Fine adjustment knobs on left and right sides with endless horizontal drive
- 1:100 stadia for distance estimation
- 5/8" x 11 threads for standard tripods



INCLUDES > Automatic level, instruction manual with warranty card, hard-shell carrying case



TECHNICAL SPECIFICATIONS

Telescope	Erect
Magnification	26X (40-6926), 30X (40-6900), 32X (40-6962)
Leveling Accuracy	± 1/16"/200 ft. (± 1.5mm/60m)
Working Range	Up to 350 ft. (100m) (40-6926), Up to 400 ft. (120m) (40-6960), Up to 450 ft. (130m) (40-6962)
Clear Objective Aperture	40 mm
Field of View	1° 30 ft.
Shortest Focusing	
Distance	0.315" (0.8m)
Stadia Ratio	100
Stadia Addition	0
Water Resistant	Yes
Sensitivity of Bubble	8 ft. (2mm)
Circle Graduation	1°
Standard Deviation for 1km Double-Run Leveling	0.689" (1.75mm)
Compensator	Working Range ± 15 ft. Setting Accuracy ± 0.8"
Dimensions	7.520" x 5.197" x 5.394" (191 x 132 x 137mm)
Weight	3.395 lbs (1.54Kg)
Center Screw Thread	5/8"-11
Limited Warranty	3 years with store receipt

22X Builder's Transit Level

MODEL 40-6910

- Horizontal circle – graduated to single degrees and reads by vernier direct to 15 minutes
- Vertical Arc – reads to degrees 45-0-45
- Horizontal tangent screw & vertical lock & tangent screw for precise movement control
- Built-in sunshade – for clear sighting
- Top mounted leveling vial – for effortless viewing
- Large leveling screws – easy to turn
- Versatile – ideal for leveling foundations, driveways, patios, floors, for grading streets, curbs and ditches, for aligning fences; or any other light construction job



40-6910 INCLUDES >
 Builder's transit level, instruction manual with warranty card, hard-shell carrying case



TECHNICAL SPECIFICATIONS

Telescope	Erect
Magnification	22X
Leveling Accuracy	±3/16"/100 ft. (±5mm/30m)
Working Range	Up to 200 ft. (60m)
Minimum Focus	4 ft. (1.2m)
Clear Objective Aperture	22mm
Field of View	±2 ft./100 ft. (±0.6m/30m)
Number of Lenses	5
Level Vial	4 ft. per 2mm
Graduation Diameter	110mm
Horizontal Circle:	
	Graduations 1°
	Number Each 10°, 0-90-0°
	Vernier Double direct to 15 min.
Vertical arc:	
	Graduations 1°
	Number Each 10°, 45-0-45°
Weight	2.204 lbs (1Kg)
Center Screw Thread	5/8"-11
Limited Warranty	3 years with store receipt

22X Builder's Level

MODEL 40-6900

- Horizontal circle – graduated to single degrees and reads by vernier direct to 15 minutes
- Horizontal tangent screw – for precise movement control
- Built-in sunshade – for clear sighting
- Top mounted leveling vial – for effortless viewing
- Large leveling screws – easy to turn
- Versatile – ideal for leveling foundations, driveways, patios, floors, for grading streets, curbs and ditches, for aligning fences; or any other light construction job



40-6900 INCLUDES >
 Builders level, instruction manual with warranty card, hard-shell carrying case



TECHNICAL SPECIFICATIONS

Telescope	Erect
Magnification	22X
Leveling Accuracy	±3/16"/100 ft. (±5mm/30m)
Working Range	Up to 200 ft. (60m)
Minimum Focus	4 ft. (1.2m)
Clear Objective Aperture	22mm
Field of View	±2 ft./100 ft. (±0.6m/30m)
Number of Lenses	5
Level Vial	4 ft. per 2mm
Graduation Diameter	110mm
Horizontal Circle:	
	Graduations 1°
	Number Each 10°, 0-90-0°
	Vernier Double direct to 15 min.
Weight	2.204 lbs (1Kg)
Center Screw Thread	5/8"-11
Limited Warranty	3 years with store receipt

Hand Held Sight Level

MODEL 80-5556

- Level vial bubble, centering lines and object sight are all seen through the level at the same time
- Obtain level line of sight over long distance
- Convenient pocket-sized tool
- For leveling, grading and hundreds of construction tasks



Laser Distance Measuring

MODEL 40-6004 - 130' Laser Distance Measure

MODEL 40-6001 - 165' Laser Distance Measure

MODEL 40-6005 - 230' Laser Distance Measure

- Easy as 1-2-3: Turn on - press measure button - record measurement
- Efficient one person measurements
- Compact size fits easily in tool belt or pocket



130' Laser Distance Measure

- High speed micro processor calculates quickly
- Ideal for material and project estimating/bidding
- Accurate to $\pm 1/16"$ /130'

40-6004 INCLUDES > Laser distance measure, 2 "AA" alkaline batteries, instruction manual with warranty card



Laser Distance Measuring

165' Laser Distance Measure

- Sound activated measuring mode for awkward positions
- Stores 10 individual measurements sequentially
- Integrated vial quickly levels LDM for assured measurement accuracy
- Use with a tripod for precise measurements
- Ergonomic measure button
- Accurate to $\pm 1/16"$ /165'

40-6001 INCLUDES > Laser distance measure, soft-sided pouch, safety strap, rubberized LDM protection cover, 9V alkaline battery, instruction manual with warranty card



230' Laser Distance Measure

- High speed micro processor calculates quickly
- Ideal for material and project estimating/bidding
- Stores 20 individual measurements sequentially
- Accurate to $\pm 1/16"$ /230'

40-6005 INCLUDES > Laser distance measure, soft sided pouch, safety strap, 2 "AA" alkaline batteries, instruction manual with warranty card



TECHNICAL SPECIFICATIONS

130' LDM

Units of Measure	Inches (decimal, 1/8, 1/16, 1/32), Feet, Feet + Inches, Metric
Measuring Types	Single Distance, Min./ Max, Continuous Measuring
Calculated Measuring	Addition / Subtraction, Area, Volume, 1 Pythagoras function
Indirect Measuring	Pythagoras Function
	2-Point Pythagoras
Measurement Reference Settings	Front, Rear, Corner Extension Piece
Laser Wavelength	650nm (Red)
Laser Classification	Class II
Accuracy	$\pm 1/16"$ (± 2 mm)
Working Range	130 ft. (40m)
Power Supply	2 "AA" Alkaline Batteries
Battery Life	10,000 Measurements
Dimensions	4.33" x 1.77" x 1.18" (110 x 45 x 30mm)
Tripod Screw Thread	NA
IP Protection Class	54
Limited Warranty	2 years with store receipt

165' LDM

Units of Measure	Inches (decimal, 1/8, 1/16, 1/32), Feet, Feet + Inches, Metric
Measuring Types	Single Distance, Min./ Max, Continuous Measuring, Sound Activated Mode, Stakeout Function
Calculated Measuring	Addition / Subtraction, Area, Volume, 3 Pythagoras functions
Indirect Measuring	Pythagoras Functions
	2-Point Pythagoras
	3-Point Pythagoras
	3-Point Partial Pythagoras
Measurement Reference Settings	Front, Rear, Tripod Thread
Laser Wavelength	650nm (Red)
Laser Classification	Class II
Accuracy	$\pm 1/16"$ (± 2 mm)
Working Range	165 ft. (50m)
Power Supply	1 9V Alkaline Battery
Battery Life	5,000 Measurements
Dimensions	4.1" x 2.4" x 1.3" (104 x 61 x 33mm)
Tripod Screw Thread	1/4"-20
IP Protection Class	54
Limited Warranty	2 years with store receipt

230' LDM

Units of Measure	Inches (decimal, 1/8, 1/16, 1/32), Feet, Feet + Inches, Metric
Measuring Types	Single Distance, Min./ Max, Continuous Measuring, Countdown Timer, Stakeout Function
Calculated Measuring	Addition / Subtraction, Area, Volume, 3 Pythagoras functions
Indirect Measuring	Pythagoras Functions
	2-Point Pythagoras
	3-Point Pythagoras
	3-Point Partial Pythagoras
Measurement Reference Settings	Front, Rear, Corner Extension Piece
Laser Wavelength	650nm (Red)
Laser Classification	Class II
Accuracy	$\pm 1/16"$ (± 2 mm)
Working Range	230 ft. (70m)
Power Supply	2 "AA" Alkaline Batteries
Battery Life	10,000 Measurements
Dimensions	4.33" x 1.77" x 1.18" (110 x 45 x 30mm)
Tripod Screw Thread	NA
IP Protection Class	54
Limited Warranty	2 years with store receipt

Machine Mountable Electronic Level with Bluetooth

MODEL 40-6250

- Use for new machinery installation and machinery relocation
- Remote control features large LCD screen reads level in X or Y axis
- Green backlit screen reads digitally and graphically
- Reads via cable outlet or wireless Bluetooth
- Bluetooth supported operating range 32 ft.
- Reads slope in %, mm/m, and in/ft
- Operation range is -10° to +10°
- Measures level in X or Y axis to within a maximum accuracy of 0.01 degrees



40-6250 INCLUDES >

Electronic level with Bluetooth with 3 "AA" alkaline batteries, remote control with 2 "AA" alkaline batteries, instruction manual, carrying case



TECHNICAL SPECIFICATIONS

Operation Range	-10° to +10°
Leveling Axis	X & Y
Resolution	0.002°, 0.01°, 0.1°, 1°
Repeatability	< 0.005° (2 σ)
Absolute Accuracy (25)	< 0.01° (±3") < 0.04° (±10")
Temperature Drifting	< 1"/ (0°C) < 1.5"/ (±3")
Response Time	< 2S
Operation Temperature	14° F to 122° (-10° C to +50° C)
Storage Temperature	-4° F to 140° (-20° C to +60° C)
Weight	1.575 lbs (0.714 kg)
Dimension	5.25" x 2.75" x .95" (134mm x 70mm x 24mm)
Communication from Electronic Level to Remote Control	Electronic Level - Remote Control - Bluetooth Output *1 - Cable Output *2 or Bluetooth Output *1 - Cable Output *1 - PC Output *1
Power Supply	Remote Control: 2 AA alkaline batteries (included) Electronic Level: 3 AA alkaline batteries or DC 5V (included)
Range for Bluetooth	32 ft. (10m)
Audible Alarm	1. Out of level range indicator 2. Low power supply indicator
Battery Life	Remote Control: 8 hours Electronic Level: 8 hours
LCD Back Light Color	Green
Limited Warranty	1 year with store receipt

Digital Box Levels with Rotating Display

MODEL 40-6028

MODEL 40-6048

PATENTED

Glo-View



- Patented Glo-View® vial enhances readability in low light
- Natural light or hand-held light sources recharge the vial surrounds
- LCD screen rotates for easy top reading
- 5 construction languages - units of measure (degrees, percent, mm/m, in/ft in decimal, in/ft in fractional)
- Self-calibrated
- 0° to 10° and 80° to 90° position of inclination is confirmed by a signal tone
- Numbers invert for working overhead
- Reference function making any slope "0.0"
- Hold function locks measurement on the LCD

*Patent Pending

40-6028 INCLUDES >

28" Digital level, 3 "AAA" alkaline batteries, instruction manual, soft-sided pouch



40-6048 INCLUDES >

48" Digital level, 3 "AAA" alkaline batteries, instruction manual, soft-sided pouch

TECHNICAL SPECIFICATIONS

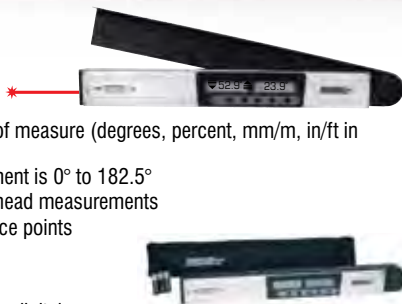
Range of Angle	360°, Display ± 90°
Measurement	0.1°
Definition Rate	± 0.1° for 0° and 90° ± 0.2° for other angles
Accuracy	± 0.1° for 0° and 90° ± 0.2° for other angles
Power Supply	3 "AAA" alkaline batteries (included)
Battery Life	Approximately battery life 60 hours continuous use
Working Temperature	14°F to 113°F (-10°C to +45°C)
Limited Warranty	1 year with store receipt

21" Digital Magnetic Level & Angle Locator with Dot Laser

MODEL 40-6065

- 5 construction languages - units of measure (degrees, percent, mm/m, in/ft in decimal, in/ft in fractional)
- Working range of angle measurement is 0° to 182.5°
- Automatic digit inversion for overhead measurements
- Laser beam for transfer of reference points
- Push button calibration
- Audible indicator at 0° and 90°

INCLUDES 40-6065 > 21" Magnetic digital level/angle locator with dot laser, 3 "AA" alkaline batteries, instruction manual, soft-sided pouch



TECHNICAL SPECIFICATIONS

Laser Wavelength	650nm ± 10
Laser Classification	Class IIIa
Maximum Power Output	≤5mW
Accuracy	±0.1° for 0° and 90°, and ±0.2° for 1° to 89°
Laser Accuracy	±1/8"/50 ft. (± 0.2mm/m)
Resolution	0.1° or 0.1%
Working Angle Inclination	0° - 90°
Working Range Angle	0° - 182.5°
Accuracy Angle	±0.1°
Power Supply	3 "AA" alkaline batteries (included)
Battery Life	Approximately 70 hours continuous use
Dimensions	20.8" x 2.48" x 1.57" (528 x 63 x 40mm)
Weight	2.6 lbs (1.18 kg)
Working Temperature	14°F to 113°F (-10°C to +45°C)
Center Screw Thread	1/4"-20
Limited Warranty	3 years with store receipt

10.5" Digital Magnetic Laser Level

MODEL 40-6080

- 5 construction languages - units of measure (degrees, percent, mm/m, in/ft in decimal, in/ft in fractional)
- LCD screen rotates for easy top reading
- Automatic digit inversion for overhead measurements
- Push button calibration
- Laser beam for transfer of reference points
- Audible indicator for level 0° and plumb 90°
- Working range 4 x 90°
- Accuracy ± 0.1° at 0°, 90°

40-6080 INCLUDES > 10.5" Magnetic digital laser level with dot laser and rotating display, 3 "AAA" alkaline batteries, instruction manual, soft-sided pouch



*Patent Pending

TECHNICAL SPECIFICATIONS

Laser Wavelength	650nm ± 10
Laser Classification	Class IIIa
Maximum Power Output	≤5mW
Accuracy	±0.1° for 0° and 90°, and ±0.2° for 1° to 89°
Laser Accuracy	±1/8"/50 ft. (±0.2mm/m)
Resolution	±0.1° or 0.1%
Working Range	Continuous from 0° to 360°, displayed as 0.0° to 90.0°
Power Supply	3 "AAA" alkaline batteries (included)
Battery Life	Approximately 70 hours continuous use
Dimensions	10.5" x 1.18" x 2.17" (250 x 30 x 55mm)
Weight	1.23 lbs (0.56 kg)
Working Temperature	14°F to 113°F (-10°C to +45°C)
Center Screw Thread	1/4" - 20
Limited Warranty	3 years with store receipt

6" Magnetic Digital Level

MODEL 40-6060

- 5 construction languages - units of measure (degrees, percent, mm/m, in/ft in decimal, in/ft in fractional) for overhead measurements
- Push button calibration
- Audible indicator for level 0° and plumb 90°
- Working range 4 x 90°
- Accuracy ± 0.1° at 0°, 90°

40-6060 INCLUDES > 6" Magnetic digital level, 3 "AAA" alkaline batteries, instruction manual, soft-sided pouch



TECHNICAL SPECIFICATIONS

Accuracy	±0.1° for 0° and 90°, and ±0.2° for 1° to 89°
Working Range	4 x 90°
Resolution	±0.1° or 0.1%
Power Supply	3 "AAA" alkaline batteries (included)
Battery Life	Approximately 100 hours continuous use
Dimensions	6.14" x 2.2" x 1.22" (156 x 56 x 31mm)
Weight	0.66 lbs (0.30 kg)
Working Temperature	14°F to 113°F (-10°C to +45°C)
Center Screw Thread	1/4"-20
Limited Warranty	3 years with store receipt

15" Digital Angle Locator

MODEL 40-6064

- Digitally displays angle
- Angle measurements in degrees
- Working range of angle measurement 0 to 222°
- Automatic shut-off
- Hold function to freeze measurement

40-6064 INCLUDES > 15" Digital angle locator, 9V alkaline battery, instruction manual, soft-sided pouch



TECHNICAL SPECIFICATIONS

Working Range Angle	0 to 222°
Accuracy	±0.5° (9mm/m)
Power Supply	1 9V battery (included)
Battery Life	Approximately 50 hours continuous use
Dimension Arm to	
Arm Length	17.72" (450mm)
Weight	1.1lbs (0.5kg)
Working Temperature	32°F to 122°F (0°C to +50°C)
Automatic Shut-off	5 minutes

Magnetic Locators

MODEL 40-6410 Magnetic Locator
MODEL 40-6420 Magnetic Locator with LCD



- Varying pitch audio signal mode using a moving coil speaker for enhanced audio output
- Waterproof – sensor tube up to 27.5" and water resistant design
- Easy to use – one handed operation with three button keypad
- Rugged construction suitable for field conditions
- Detection of buried ferrous metal objects at depths up to 8 feet:
 - Hand gun – one to two feet
 - 175mm projectile – four to five feet
 - 55 gallon drum – six to ten feet
- Detection of ferrous metal objects and weapons on persons
- 40-6420 features digital LCD display with expanding bar graph indicating polarity and relative signal strength and low battery indicator
- Provides gain setting indicator icon
- Eight sensitivity settings
- 40 hours operational life (intermittent usage)
- Lightweight – 2.3 lbs including batteries
- Operating temperature: -13° to 140° F (-25° to 60° C)
- Overall length: 30" (99cm)
- Sensor tube constructed of aircraft grade aluminum continuous from handle to sensor tip
- Control box housing material is high impact ABS plastic
- Withstands a vertical drop of six feet onto hard surface
- Limited lifetime warranty



40-6410 INCLUDES > Magnetic locator, 4 9V (2 spare) alkaline batteries, instruction manual, soft case

40-6420 INCLUDES > Magnetic locator with LCD, 4 9V (2 spare) alkaline batteries, instruction manual, soft case

Magnetic Locators

MODEL 40-6430 Short Magnetic Locator with LCD
MODEL 40-6440 Long Magnetic Locator with LCD



- Flashing LCD when batteries need replacement
- Varying pitch audio signal mode using a moving coil speaker for enhanced audio output
- Waterproof – sensor tube pressure tested to water depths up to 75 feet
- Easy to use – one handed operation with four button keypad
 - On/Off button – turns unit on or off
 - Zero button – automatically calibrates unit to ambient magnetic conditions
 - Gain up button – increases the locating sensitivity of the unit
 - Gain down button – decreases the locating sensitivity of unit
- Rugged construction suitable for field conditions
- Detection of buried ferrous metal objects at depths up to 8 feet
 - Hand gun – one to two feet
 - 175mm projectile – four to five feet
 - 55 gallon drum – six to ten feet
- Detection of ferrous metal objects and weapons on persons
- Underwater search and detection of submerged vehicles, UXO's and mines, salvageable wrecks, pipes and cables
- Limited lifetime warranty

40-6430 INCLUDES > Short magnetic locator with LCD, 3 9V alkaline batteries, instruction manual, soft case

40-6440 INCLUDES > Long magnetic locator with LCD, 3 9V alkaline batteries, instruction manual, soft case

Accessories

Grade Rod or Machine Mountable Detector

MODEL 40-6790

- Bright LED's and LCD display signal the laser beam
- Extends the range of a rotating laser
- This universal detector has a 240 degree detecting window for receiving the red laser beam
- Removable grade rod bracket for magnetic machine mounting



40-6790 INCLUDES > Detector, 4 "AA" alkaline batteries, instruction manual with warranty card, hard-shell carrying case

Machine Mountable 360 Degree Detector with Clamp

MODEL 40-6791C

- Ideal for bulldozers and front-end loaders
- This unit has a 360 degree receiving window and is ideal for clamping on machinery
- This universal detector has a 360 degree detecting window for receiving a red beam rotary laser signal
- Bright LED display signal the direction of the laser beam
- This unit can be used with a 12 or 24 volt battery or with rechargeable batteries that are included



40-6791C INCLUDES > Detector with clamp, NiMH rechargeable battery pack, cable, charger, instruction manual with warranty card, hard-shell carrying case

Machine Mountable 360 Degree Detector with Magnet

MODEL 40-6791M

- Ideal for backhoes
- This unit has a 360 degree receiving window and is ideal for magnetically mounting on machinery
- This universal detector has a 360 degree detecting window for receiving a red beam rotary laser signal
- Bright LED display signal the direction of the laser beam
- This unit can be used with a 12 or 24 volt battery with the provided cable or with rechargeable batteries that are included



40-6791M INCLUDES > Detector with magnet, NiMH rechargeable battery pack, cable, charger, instruction manual with warranty card, hard-shell carrying case

Remote Display

MODEL 40-6792

- This remote display can be mounted near the operator and transfers the signal from the Machine-mountable detector to the remote display
- This remote display is connected to machine mountable detectors with the provided cable (32.5 ft.)
- The LED's on the remote display correspond with that of the machine mountable detector



40-6792 INCLUDES > Remote display, cable, instruction manual with warranty card

Accessories

Red Beam Universal Detector Kit

MODEL 40-6720

- Red beam one-sided laser detector with 9V battery and clamp (40-6715)
- Red magnetic floor target (40-6370)
- Red laser enhancement glasses (40-6842)



Green Beam Laser Enhancement Kit

MODEL 40-6725

- Enhances the visibility of green beam lasers
- Green magnetic target (40-6846)
- Green laser enhancement glasses (40-6840)

Two-Sided Laser Detector w/Clamp

MODEL 40-6715

- Quickly and accurately locates red beam rotary laser signals
- Audible and visual indicators for precise leveling
- Front and back dual displays are back-lit for easy reading
- Fine and course (wide and narrow) detection settings
- Clamp attaches to grade rods



40-6715 INCLUDES > Detector, 9V battery, clamp, instructional manual with warranty card

One-Sided Laser Detector w/Clamp

MODEL 40-6700

- Quickly and accurately locates red beam rotary laser signals
- Audible and visual indicators for precise leveling
- Front display is back-lit for easy reading
- Fine and course (wide and narrow) detection settings
- Clamp attaches to grade rods



40-6700 INCLUDES > Detector, 9V battery, clamp, instructional manual with warranty card

Accessories

One-Sided Laser Detector w/Clamp for Green Beam Lasers

MODEL 40-6760

- Quickly and accurately locates green beam rotary laser signals
- Audible and visual indicators for precise leveling
- Front display is back-lit for easy reading
- Fine and course (wide and narrow) detection settings
- Clamp attaches to grade rods



40-6760 INCLUDES > Detector, 9V battery, clamp



One-Sided Laser Detector w/Clamp

MODEL 40-6705

- Quickly and accurately locates red beam rotary laser signals
- Audible and visual LED indicators for precise leveling
- Clamp attaches to grade rods

40-6705 INCLUDES > Detector, 2 “AAA” batteries, clamp, instructional manual with warranty card

Line Generator Laser Detector w/Clamp

MODEL 40-6780

- With this laser detector, a line generated pulse laser level can be used both indoors with bright light and/or outdoors in the sunlight where the beams are not visible
- Audible and visual indicators for precise leveling
- Clamp attaches to grade rods
- Use with 40-6602 & 40-6662 line-generating lasers with pulse



40-6780 INCLUDES > Detector, 9V battery, clamp

Magnetic Floor Target

MODEL 40-6370

- Enhances the brightness of laser line or point
- Back stand folds out to keep upright on floor
- Magnetic for convenient attachment to metal for hands free use



Red Enhancement Glasses

MODEL 40-6842

- Red laser enhancement glasses



Accessories

Aluminum Grade Rods

MODEL 40-6320

MODEL 40-6310

MODEL 40-6862

- Durable aluminum construction with protective anodized finish
- Telescoping rod for easy storage
- Dual graduations read engineers scale feet/tenths on front and standard feet/inches on back
- Snap on circular leveling vial included
- Nylon carrying bag w/shoulder strap

40-6320 INCLUDES > 16 ft. Aluminum Grade Rod with carrying bag

40-6310 INCLUDES > 13 ft. Aluminum Grade Rod with carrying bag

40-6862 INCLUDES > 8 ft. Aluminum Grade Rod with carrying bag

NEW PRODUCT!

Fiberglass Grade Rods

MODEL 40-6316

MODEL 40-6325

- Fiberglass construction with rectangular shape
- Telescoping rod for easy storage
- Graduations on front in inches/eighths
- Features scale on back to allow for overall height readings in feet and inches
- Waterproof and corrosion resistant

40-6316 INCLUDES > 16 ft. Fiberglass Grade Rod with carrying bag

40-6325 INCLUDES > 25 ft. Fiberglass Grade Rod with carrying bag

Accessories

Heavy Duty Elevating Tripod

MODEL 40-6330

- Durable aluminum construction with extendable legs and elevating platform
- Adjustment range from 4 ft. to 10 ft. (nominal length)
- Quick connection for lasers with 5/8" - 11 threads
- Feet have sharp metal points for use on uneven outdoor terrain and removable rubber covers for use indoors
- Heavy duty folding handle for fine height adjustments
- Safety chains prevent legs from accidental collapse
- Carrying strap included



Accessories

Contractor Grade Aluminum Tripod

MODEL 40-6335

- Durable aluminum construction with extendable legs
- Adjustment range from 4 ft. to 5 ft. (nominal length)
- Quick connection for lasers with 5/8" - 11 threads
- Feet have sharp metal points for use on uneven outdoor terrain and removable rubber covers for use indoors
- Includes plumb bob hook
- Carrying strap included



Heavy Duty Aluminum Tripod

MODEL 40-6340

- Durable aluminum construction with extendable legs
- Adjustment range 4 ft. to 5 ft. 5in. (nominal length)
- Quick connection for lasers with 5/8" - 11 threads
- Feet have sharp metal points for use on uneven outdoor terrain and removable rubber covers for use indoors
- Safety chains prevent legs from accidental collapse
- Carrying strap included



Universal Tripod/Grade Rod Kit

MODEL 40-6350

- Tripod is made of durable aluminum construction with extendable legs (40-6335 Tripod)
- Tripod has quick connection for lasers with 5/8" - 11 threads
- Tripod adjustment range is 4 ft. to 5 ft. (nominal length)
- Grade rod is constructed of heavy duty aluminum with protective anodized finish
- Grade rod increments are in feet/tenths on front and feet/inches on back (40-6310 Grade Rod)

40-6350 INCLUDES >
Aluminum tripod, 13 ft. grade rod



NEW PRODUCT!

Heavy Duty Fiberglass Tripod

MODEL 40-6332

- Fiberglass construction with extendable legs
- Adjustable range from 3 ft. 8 in. to 6 ft. (nominal length)
- 5/8" - 11 thread
- Feet have sharp metal points for use on uneven outdoor terrain
- Carrying strap included



Dual Purpose Aluminum Tripod with 1/4" - 20 adapter

MODEL 40-6861

- Lightweight, aluminum tripod
- Adjustment range from 2 ft. to 5 ft. 5 in. (nominal length) includes elevating column with fine adjustment knobs
- Tripod feet are adjustable for indoor and outdoor use
- Adapter that reduces threads from 5/8" - 11 to 1/4" - 20

40-6861 INCLUDES > Aluminum tripod, 1/4" - 20 adapter, nylon carrying bag with shoulder strap

Accessories

Multi-Function Mount for Rotary Laser Levels

MODEL 40-6304

- Durable mount easily affixes laser level to a wall or track
- Standard 5/8" screw bolt fits most laser levels
- Large hand wheel provides fine adjustment for alignment
- Graduated housing in inches and cm
- Use for installing drop ceilings
- Soft-sided carrying case included



40-6304 INCLUDES > Multi-function mount, soft-sided carrying case



Interior Laser Pole

MODEL 40-6300

- Designed for interior use
- Adjustable elevating range: 2.33 ft. to 11 ft.
- Quick release/lock elevating clamp with 5/8" - 11 thread fits most lasers
- Spring-loaded end provides tight compression fit from floor to ceiling



PATENTED 

40-6300 INCLUDES > Interior laser pole, soft-sided carrying case



Tripod Adapter

MODEL 40-6863

- Converts 5/8"-11 tripods thread size to 1/4" - 20
- Swivelling adapter plate allows for 360° rotation
- Locking knob secures instrument to desired location

Incline Bracket with 1/4" Thread

MODEL 40-6843

- Quickly mounts to tripod
- Dual axis pivoting
- Lock function mechanism to secure laser in its desired position
- Leveling vial included
- Horizontal circle to determine angle setting
- Use with 40-6861 lightweight aluminum tripod

