
Leadership in:

Products

Packaging

Merchandising



Johnson Tools. No One Else Measures Up.



Leadership In Products.

For years, Johnson Tools have been the choice of professionals. Known for providing dependable service and accurate results, each Johnson product is built to meet today's highest standards, and tomorrow's toughest job.



Leadership in Packaging.

In the competitive DIY marketplace, packaging plays an important role. And Johnson stands at the head of the pack for exciting, informative packaging. From individual products to kits, Johnson invites your DIY customers to take on those projects, and achieve professional results.



Leadership In Merchandising.

Designed to provide the most sales from the least space, Johnson merchandisers are carefully designed and built. Efficient, effective, and profitable. Your customers are drawn to our products, discover the quality and value, and head for the register confident in their abilities, in their choice of product, and in you.

T JOHNSON

Quality Measuring Tools

Save time, save money
and avoid costly mistakes
with Johnson precision tools.
Get professional results.

**PROJECT
POWER**



T JOHNSON
CARPENTRY

1000 500 2 2 1/2 3 4 5 6 8 10 12 14 16 18 20 24 30 36 42 48 54 60 72 84 96 108 120 144 168 192 216 240 270 300 324 360 408 456 504 576 648 720 810 900 1008 1125 1260 1440 1620 1800 2025 2250 2520 2880 3240 3600 4050 4500 5040 5670 6300 7020 7800 8640 9540 10500 11520 12600 13800 15000 16320 17700 19200 20700 22320 24000 25800 27720 29700 31800 34020 36360 38880 41520 44340 47340 50520 53880 57420 61140 65040 69120 73380 77820 82440 87240 92220 97380 102720 108240 113940 119820 125880 132120 138540 145140 151920 158880 166020 173340 180840 188520 196380 204420 212640 221040 229620 238380 247320 256440 265740 275220 284880 294720 304740 314940 325320 335880 346620 357540 368640 379860 391200 402660 414240 425940 437760 449700 461860 474140 486540 499140 511920 524880 537960 551160 564480 577920 591480 605160 618960 632880 646920 661080 675360 689760 704280 718920 733680 748560 763560 778680 793920 809280 824760 840360 856080 871920 887880 903960 919920 935940 951960 968040 984180 999960

Hang Doors
Cut Drywall
Duplicate Angles
Measure Stud Size

T JOHNSON
SPECIALTY

Heavy Duty Professional Utility Knife
Heavy Duty Professional Retractable Utility Knife
Heavy Duty Professional Plumb Bob
Precision Safety Square
Precision Safety Square

Johnson Precision Tools display featuring various measuring instruments:

- Precision Torpedo Level
- Precision Rafter Square
- Precision Carpenter Square
- Heavy Duty Professional Combination Square
- Heavy Duty Professional Magnetic Angle Locator
- Precision Magnetic Angle Level
- Precision Bull's-Eye Level
- Precision Rafter Angle Square
- Precision Slicing T-Bevel
- Precision Plumb Bob

Precision Mitre Box

Deep Slot Precision Mitre Box

Table of Contents

Levels

Angle Levels	8
Extruded Heavy Duty Aluminum Levels	6
Extruded Heavy Duty Magnesium Levels	6
Extruded Lightweight Aluminum Levels	8
Extruded Heavy Duty Aluminum Top-Reading Levels	6
Extruded Heavy Duty Magnetic Aluminum Top-Reading Levels	6
Heavy Duty Professional Level Guard	6
Heavy Duty Cast Aluminum Levels	6
Line & Surface Levels	8
Mahogany Levels	6
Structo-Cast Levels	8
Torpedo Levels	8

Squares & Rules

Adjust-a-Squares	10
Drywall T-Squares	10
Carpenter Squares	10
Combination Squares	12
Plumb Sticks	12
Rafter Angle Squares	10
Rafter Squares	10
Stair Gage Clamps	12
T-Bevel	12
T-Squares	10
Try Squares	12
Yardsticks & Straight Edge Rulers	12

Accessory Tools

Backsaw	14
Carpenter Pencil	14
Chalk	14
Chalk Reel	14
Hawks	14
Mini-Hacksaw	14
Mitre Boxes	14
Plumb Bobs	14
Safety Scrapers	14
Single Edge and Utility Knife Blades	14
Utility Knives	14
Wallboard Saw	14

Leather Accessories

Hammer Holders	16
Nail & Tool Bags	16
Plumb Bob Holder	16
Rafter Angle Square Pouch	16
Tape Holder	16
Tool Holders	16
Utility Knife Holders	16
Web Belt	16

Specialty Kits & Merchandising

Basic Kit	18
Carpentry Kit	18
Homeowner Kit	18
Installation Kit	18
Precision Level Kit	18
Project Kit	18
Stair Stringer Kit	18
Replacement Parts	18
Spot Merchandisers	18



JT JOHNSON

Heavy Duty
**Professional
Combination Square**

Heavy duty steel blade and handle. Hardened scriber level vial built into handle. Note: for best results, period add a drop of oil to groove.

**PROJECT
POWER™**

JT JOHNSON

Johnson tools do more than just save you money. They give you the PROJECT POWER you need to get professional results on every job. Whether you're doing simple touch-ups around the house or large-scale remodeling, always be sure you got the power to do the job right. With Johnson tools...

Carpentry Projects

JOHNSON LEVEL U.S.A. MEDIUM

JOHNSON LEVEL

Levels

Description	Catalog Number	Length	Number of Vials	Mstr. Pack	Shp. Wt.	Shelf Pack
Mahogany Mason Level Brass Bound Made from first grade, kiln dried Mahogany, features include a rolled double angle, screwless brass binding, and six curved vials assuring you greater accuracy and sensitivity. Protected by heavy glass lenses. Clear lacquer finish. Convenient hand grips on short models, hand holes on long. Shock absorbing rubber ends.	548	48"	6	5	21 lbs	1
	542	42"	6	5	18 lbs	1
	536	36"	6	5	16 lbs	1
	528	28"	6	5	11 lbs	1
	524	24"	6	5	11 lbs	1
	518	18"	6	5	8 lbs	1
Mahogany Mason Level Brass Bound Same features as above Mahogany Mason Level, except has 360° barrel vials.	848BB	48"	3	5	21 lbs	1
	824BB	24"	3	5	11 lbs	1
Mahogany Mason Level Not Bound Genuine first grade kiln dried Mahogany, with solid set metallic-sealed pyrex vials protected by heavy glass lenses. Clear lacquer finish. Available in 48" model with convenient hand holes.	948	48"	6	5	17 lbs	1
Mahogany Inlaid Aluminum I Beam Mason Level Choice kiln dried Mahogany with a rugged aluminum I-beam. Impervious to heat, cold, or moisture. Will not warp. Employs six curved vials assuring you greater accuracy and sensitivity. Shock absorbing rubber ends for added protection and durability.	IB24	24"	6	5	12 lbs	1
	IB48	48"	6	5	23 lbs	1
	IB72	72"	8	1	8 lbs	1
Mahogany Carpenter Level This level features the finest kiln dried Honduras Mahogany, with solid set, non-adjustable vials for level, plumb and 45° protected by heavy glass lenses. Large top reading window. Comfortable hand grips. Clear lacquer finish. Frame size 2 ³ / ₈ " x 1 ¹ / ₈ ".	024	24"	3	5	9 lbs	1
	048	48"	3	5	18 lbs	1
Magnesium Extruded Level 33% lighter than aluminum, yet stronger and tougher. Unaffected by heat or cold, with no warping or shrinking. Clear viewing from shock-proof, adjustable, replaceable vial holders with chrome plated clamp rings. Baked enamel finish.	M24	24"	6	5	7 lbs	1
	M28	28"	6	5	8 lbs	1
	M48	48"	6	5	13 lbs	1
	M72	72"	10	1	8 lbs	1
	M78	78"	10	1	9 lbs	1
	M96	96"	10	1	11 lbs	1
Heavy Duty Aluminum Extruded Level One piece heavy duty extruded aluminum construction for extra strength and durability. Permanent anodized finish, and clear-viewing shock proof, adjustable, replaceable vial holders. Chrome plated clamp rings.	186	18"	6	5	7 lbs	1
	246	24"	6	5	8 lbs	1
	286	28"	6	5	10 lbs	1
	306	30"	6	5	10 lbs	1
	366	36"	6	5	13 lbs	1
	486	48"	6	5	18 lbs	1
	720	72"	10	1	9 lbs	1
	780	78"	10	1	10 lbs	1
	960	96"	10	1	12 lbs	1
Heavy Duty Cast Aluminum Level Made from a permanent mold casting, these heavy duty aluminum levels are precision milled and designed to withstand rugged use. Six solid set vials sealed behind heavy glass lenses to resist dirt and moisture. Large hand holes. 24" also available with 45° vial.	1800	18"	6	5	8 lbs	1
	2400	24"	6	5	10 lbs	1
	2400-45	24"	6	5	10 lbs	1
	2800	28"	6	5	11 lbs	1
	3000	30"	6	5	12 lbs	1
	4800	48"	6	5	19 lbs	1
Heavy Duty Aluminum Extruded Top-Reading Level Lightweight, rugged anodized aluminum frame with top-reading windows for easy viewing in tough spots. Milled edges assure surfaces are parallel and straight. Shock absorbing protective end plates. Barrel shaped vials read a full 360° and are held by replaceable, Cyclopedia holders. U.S. Patent No. 4,011,660.	318CE	18"	3	10	13 lbs	1
	324CE	24"	3	10	16 lbs	1
	328CE	28"	3	10	18 lbs	1
	336CE	36"	3	10	23 lbs	1
	348CE	48"	3	10	30 lbs	1
	372CE	72"	5	5	40 lbs	1
	378CE	78"	5	1	10 lbs	1
	396CE	96"	5	1	12 lbs	1
Magnetic Heavy Duty Aluminum Extruded Top-Reading Level Same features as above Heavy Duty Aluminum Extruded Level with full length, recessed magnetic strip. Holds securely to ferrous surfaces; frees hands for other jobs.	318CEM	18"	3	10	14 lbs	1
	324CEM	24"	3	10	19 lbs	1
	328CEM	28"	3	10	20 lbs	1
	336CEM	36"	3	10	27 lbs	1
	348CEM	48"	3	10	34 lbs	1
	372CEM	72"	5	5	45 lbs	1
	378CEM	78"	5	1	12 lbs	1
396CEM	96"	5	1	15 lbs	1	
Magnetic Extruded Aluminum Precision Level MAGNETIC full length recessed strip makes this rugged aluminum level perfect for use on steel construction. Easy viewing 360° vials.	724M	24"	3	10	19 lbs	1
	748M	48"	3	10	34 lbs	1
	772M	72"	3	5	23 lbs	1
Heavy Duty Professional Level Guard Made of unbreakable polypropylene with removable end cap. Protects your level when not in use. Will accommodate most conventional levels. Handy hang tag for peg board display. Patent pending.	LC24	24"	—	10	7 lbs	10
	LC36	36"	—	10	10 lbs	10
	LC48	48"	—	10	13 lbs	10
	LC72	72"	—	10	25 lbs	10

824BB

524

948

IB24

246

024

2400

M24

724M

LC24

324CEM



Levels

Description	Catalog Number	Length	Number of Vials	Mstr. Pack	Shp. Wt.	Shelf Pack
Structo Cast Precision Level The injection molded Structo-Cast™ level combines strength and durability. Three 360° vials are easily replaced and require no adjustment. Non-conductive frame insulates against heat, cold, and electric shock. Will not scratch or mar surfaces. Easy to clean. Waterproof.	SC24	24"	3	10	10 lbs	1
	SC48	48"	3	10	23 lbs	1
Lightweight Extruded Aluminum Precision Level Durable lightweight heat treated aluminum alloy frame. Permanent anodized finish. 360° barrel vials. Held securely in place by replaceable, Cycloc holder with protective acrylic lens.	1218	18"	2	10	10 lbs	1
	1224	24"	2	10	13 lbs	1
	1312	12"	3	10	6 lbs	1
	1318	18"	3	10	10 lbs	1
	1324	24"	3	10	13 lbs	1
	1328	28"	3	10	15 lbs	1
	1336	36"	3	10	19 lbs	1
	1348	48"	3	10	25 lbs	1
	1472	72"	4	5	19 lbs	1
Precision Extruded Aluminum Level Durable lightweight heat treated aluminum alloy frame. Permanent anodized finish. 360° barrel vial held securely in Cycloc holders.	122	12"	2	20	9 lbs	20
	182	18"	2	10	6 lbs	10
	242	24"	2	10	9 lbs	10
	183	18"	3	10	6 lbs	10
	243	24"	3	10	9 lbs	10
	363	36"	3	10	14 lbs	10
	483	48"	3	10	17 lbs	10
Lightweight Extruded Aluminum Level Durable lightweight heat treated aluminum alloy frame. Permanent anodized finish which prevents chipping, peeling, and rust. Curved glass metallic sealed vials are held in place by shock-proof, adjustable, replaceable Cycloc holders with protective acrylic lenses.	6218	18"	2	10	10 lbs	1
	6224	24"	2	10	13 lbs	1
	6418	18"	4	10	10 lbs	1
	6424	24"	4	10	13 lbs	1
	624	24"	6	10	13 lbs	1
	6628	28"	6	10	15 lbs	1
	6636	36"	6	10	19 lbs	1
	6648	48"	6	10	25 lbs	1
	6872	72"	8	5	19 lbs	1
Heavy Duty Aluminum Line and Surface Level This 1/3 oz. lightweight level features a hard drawn 3/8" hexagonal tube. Sturdy hooks hold to line, allowing level to slide without falling off the string. Lightweight design prevents line sag. Flat bottom surface for accurate surface leveling. Carded.	555	3"	1	100	6 lbs	10
Structo Cast Line Level All of the features in our aluminum line level, built into a Structo-Cast™ casing for added strength and durability. Carded.	575	3"	1	100	6 lbs	10
5" Aluminum Pocket Level Conveniently sized, this precision surface level features a perfectly flat bottom, and an anodized finish and strong plastic pocket clip. Carded.	500	5"	1	100	7 lbs	10
Bull's-Eye Circular Surface Level This all-purpose leveler is ideal for multi-directional leveling. Molded of clear plastic, it can be used in a wide variety of applications. Carded.	100	1 3/4"	1	100	5 lbs	10
Cross Check Level This multi-purpose level reads in two directions at one time. Easy view vials for fast, reliable readings. Compact size, rugged construction. Screw holes for mounting. Carded.	125	2 1/4"	2	100	5 lbs	10
Precision Center Vial This multi-purpose level has easy view vials for fast, reliable readings compact size. Attaches to machinery. Bulk packed.	150	2 1/4"	1	100	—	—
Heavy Duty Aluminum Torpedo Level Featuring vials for level, plumb, and 45°, this torpedo level offers outstanding performance and durability. Magnetic model holds securely to iron or steel surfaces. Both 9" long. Carded.	4500	9"	3	100	35 lbs	10
	4500M	9"	3	100	35 lbs	10
Plastic Torpedo Level Durable injection molded ABS Cycloc makes this level light and durable. Easy to read vials for level, plumb, and 45°. Large top-reading window. Will not conduct electricity. 9" length, available in magnetic model. Carded.	5500	9"	3	100	20 lbs	10
	5500M	9"	3	100	20 lbs	10
Multi-Pitch™ Professional Torpedo Level With an aluminum frame for strength and rigidity, this level provides a quick and easy reading of pitch or slope. Measures pitch from level to 1/2" per foot pitch in 1/8" increments. Magnetic working surface on one side. Opposite edge V-grooved for pipes. 3 top-reading windows. 9" long. Available in metric model. Carded.	900	9"	3	100	33 lbs	10
	900M	9"	3	100	33 lbs	10
Precision Magnetic Angle Level This conveniently sized protractor transfers angles easily and accurately. Magnetic base for added versatility. Carded.	750	2 1/2"	1	100	16 lbs	10
Heavy Duty Professional Angle Locator Constructed of high-impact ABS plastic to resist heat, cold, and shock, this angle finder features a dial which swings 0° to 90° in either direction for fast, accurate readings. Needle and face protected by tough acrylic plastic. Magnetic base keeps hands free. Individual display cards.	700	4 1/4"	—	100	50 lbs	10

SC24

1324

5500

243

900

624

4500M

700

100

150

575

555

125

500

750



Squares and Rules

Description	Catalog Number	Length	Mstr. Pack	Shp. Wt.	Shelf Pack
Heavy Duty Adjust-A-Square ® Completely adjustable—cut any angle you want. Permanently anodized finish. Accurately milled notch in offset head assures a perfect 90° reading every time. Tempered aluminum blade 1/4" thick by 2" x 48" (or 96"). Notched offset head is 1/4" x 2" x 22". U.S. Patent No. 4,525,933.	ADS48	48"	10	43 lbs	1
	ADS96	96"	1	9 lbs	1
Professional! Drywall Aluminum T-Square Perfect for drywall cuttings, sheet metal or plywood marking, or general layout. Tempered aluminum blade is 1/8" x 2" x 47 7/8", notched offset head is 3/8" x 1 1/2" x 22". Anodized finish prevents rust and oxidation. Four-rievet construction secures head to blade. Large numerals for easy readings.	JTS48	48"	20	70 lbs	2
	JTS481	48"	10	50 lbs	1
Heavy Duty Drywall Aluminum T-Square Heavy duty 3/16" x 2 x 47 7/8" blade and notched offset head (3/8" x 1 1/2" x 22") offer outstanding durability. Anodized finish for long wear, large numbers for easy readings.	JTS481HD	48"	10	60 lbs	1
Precision Aluminum T-Square Constructed of lightweight anodized aluminum, this square features 1/8" increments with 16" centers. Black anodized crossbar is 2" wide, .250 gauge. Blade is 2" wide, .081 gauge. Also available in metric/English.	TS18	18"	5	9 lbs	1
	TS24	24"	5	9 lbs	1
	TS30	30"	5	10 lbs	1
	TS36	36"	5	11 lbs	1
	TS48	48"	5	13 lbs	1
	TS24M	24"	5	9 lbs	1
	TS30M	30"	5	10 lbs	1
TS36M	36"	5	11 lbs	1	
Heavy Duty Rafter Angle Square Rafter or angle layouts are easy with this die-cast aluminum square. Features perfectly molded graduations, milled edges, and polished faces. Includes easy-to-use instructions for common, hip, valley, and jock rafters, as well as stair layout and solar support examples. Also available in 12" model.	RAS1	7"	50	45 lbs	10
	RAS120	12"	25	40 lbs	5
	RASIM	—	—	—	—
Steel Precision Carpenter Square CS-1 has a 24" x 2" body with a 16" x 1 1/2" tongue. 1/8" graduations on face and back are permanently impressed. Finished in long wearing, corrosion resistant lacquer. Heavy duty steel assures long wear under rugged conditions.	CS1	16 x 24"	10	18 lbs	10
Steel Professional Rafter Square CS-2 has a 24" x 2" body with a 16" x 1 1/2" tongue. Permanently impressed rafter table and Essex board measure provide easy computation on the job. 1/8" graduations and figures on face and back are also permanently impressed.	CS2	16 x 24"	10	18 lbs	10
Steel Metric Carpenter Square Same features as CS1 with permanently impressed metric graduations.	CS3	16 x 24"	10	18 lbs	10
Aluminum Precision Carpenter Square CS-4 has a 24" x 2" body with a 16" x 1 1/2" tongue. 1/8" graduations on face and back are permanently impressed. Finished in long wearing, corrosion resistant anodized finish. Lightweight, will not rust.	CS4	16 x 24"	10	14 lbs	10
Aluminum Rafter Square CS-5 has a 24" x 2" body with a 16" x 1 1/2" tongue. Permanently impressed rafter table and Essex board measure provide easy computation on the job. 1/8" graduations and figures on face and back are also permanently impressed. Corrosion resistant anodized finish.	CS5	16 x 24"	10	14 lbs	10
Professional Aluminum Rafter Square One piece aluminum construction for light weight and accuracy. 24" x 2" body. 16" x 1 1/2" tongue. Easy reading anodized finish. Permanently stamped 1/8", 1/10", 1/12", and 1/16" graduated scales and tables. Complete board measure rafter tables, brace table, octagon scale.	CS8	16 x 24"	10	14 lbs	10
Steel 8 x 12 Square Durable and accurate, with permanently stamped 1/8" graduations.	430	8 x 12"	40	24 lbs	10

RAS-120

ADS48

RAS-1


JTS48

TS24

CS8


CS1-CS4

CS2-CS5



Squares & Rules

Description	Catalog Number	Length	Mstr. Pack	Shp. Wt.	Shelf Pack
Structo-Cast Precision Combination Square Constructed of high impact ABS injection molded plastic for accuracy. Self-aligning draw bolt and level vial built into handle. 12 inch steel grooved blade calibrated in $\frac{1}{8}$ ", $\frac{1}{16}$ ", and $\frac{1}{32}$ " graduations. Available in metric. Carded.	415	12"	50	25 lbs	10
	415EM	12"	50	25 lbs	10
12" Heavy Duty Professional Combination Square 12 inch grooved blade calibrated in $\frac{1}{8}$ ", $\frac{1}{16}$ ", and $\frac{1}{32}$ " graduations. Self-aligning draw bolt. Hardened scriber and level vial built into zinc die cast handle. Carded. Available in metric.	400	12"	50	29 lbs	10
	400EM	12"	50	29 lbs	10
Professional Combination Square w/Inclinometer 12 inch grooved blade calibrated in $\frac{1}{8}$ ", $\frac{1}{16}$ ", and $\frac{1}{32}$ " calibrations. Self-aligning draw bolt. 360° reading inclinometer built into zinc die cast handle. Hardened scriber. Carded.	410	12"	50	40 lbs	10
16" Heavy Duty Professional Contractor Square 16 inch grooved blade calibrated in $\frac{1}{8}$ ", $\frac{1}{16}$ ", and $\frac{1}{32}$ " graduations. Useful for marking wider boards (especially on 45° angle), laying out stud centers and all other combination square functions. Zinc die cast handle.	420	16"	40	35 lbs	10
12" Cast Iron Professional Contractor Square 12 inch grooved blade calibrated in $\frac{1}{8}$ ", $\frac{1}{16}$ ", and $\frac{1}{32}$ " graduations. Cast iron head, self aligning draw bolt. Steel scriber and level vial built into handle.	440	12"	25	25 lbs	5
Precision Try and Mitre Square Lightweight homeowners square for 45° and 90° reading. Durable plastic handle and 8 inch steel blade. Calibrated in $\frac{1}{8}$ " increments. Carded.	450	8"	50	17 lbs	10
Wooden Handle Professional Try Square Lightweight professional square for 90° reading. Attractive mahogany and brass plated handle. 8 inch steel blade calibrated in $\frac{1}{8}$ " increments.	480	8"	25	14 lbs	5
Precision Sliding T-Bevel Ideal for laying off window sills, rafter cuts, and ridge angles, this T-bevel features a nickle plated, full hard steel tempered blade (8" x 1" x .053"). Positive wing nut clamping at any angle. Unbreakable Cylolac handle. Display carded.	B75	8"	100	28 lbs	10
Stair Gauge Clamps Made of die cast zinc for long life. Use with rafter and carpenter squares to speed up any measuring job. Two per card.	405	—	100	18 lbs	10
Aluminum Yardstick and Short Rules Made of tempered extruded aluminum, with a smooth anodized finish, and heat treated for extra strength and flexibility. Features include large numbers with 8th and 16th increments in durable heat baked epoxy ink. $\frac{1}{8}$ " wide, .075" thick. Can be read from either end.	J236	36"	50	16 lbs	10
	J136	36"	50	16 lbs	10
	J124	24"	50	11 lbs	10
	J118	18"	100	16 lbs	20
	J112	12"	100	11 lbs	20
	M391	40"	50	17 lbs	10
Aluminum Precision Meterstick Combines inches and millimeters onto one rule. Reads left to right. Made of tempered aluminum with an anodized finish. Heat treated for strength and flexibility. Conversion tables on back. $\frac{1}{8}$ " wide, .075" thick.					
Aluminum Precision Straight Edge Rules Made of flexible and strong tempered aluminum with a permanently anodized finish, these rules are 2" wide. Bend resistant. Calibrations in $\frac{1}{8}$ " and $\frac{1}{16}$ ", on both edges, can be read from either end. Available in metric.	J18	18"	25	8 lbs	5
	J24	24"	25	11 lbs	5
	J36	36"	25	15 lbs	5
	J48	48"	25	35 lbs	5
	J60	60"	3	7 lbs	3
	J72	72"	3	8 lbs	3
	J96	96"	3	11 lbs	3
	J18EM	18"	25	8 lbs	5
	J24EM	24"	25	11 lbs	5
	J36EM	36"	25	15 lbs	5
	J48EM	48"	25	35 lbs	5
	J60EM	60"	3	7 lbs	3
	J72EM	72"	3	8 lbs	3
	Precision Plumb Stick 48" Durable Structo Cast™ straight edges with level and plumb vials. Easy reading $\frac{1}{8}$ " and $\frac{1}{16}$ " graduations. Use as a level or a ruler. Available in English–Metric graduations.	600-48	48"	50	58 lbs
600-48EM		48"	50	58 lbs	10
Clip Rules Round end rule with convenient clip. Not plated. 32nds and 64ths. Decimal equivalent chart on back.	7202	6"	A/O	—	—
	7203	6"	A/O	—	—



440

415

400

420

410

7202

405

600-48

J48

450

J236

M391

B-75

480

Accessory Tools

Description	Catalog Number	Length	Mstr. Pack	Shp. Wt.	Shelf Pack		
Precision Mini Hacksaw Uses regular (even broken) blades. Cuts flush even in tight spots. Cylcolac pistol grip handle provides comfort and durability. 10" Blade is included. Carded.	60	—	50	18 lbs	5		
Precision Backsaw For use with mitre box and cabinet work. Stiff blade with heavy steel back features hardened and tempered precision set teeth. 11 points per inch. Rugged plastic handle. Bulk.	140	14"	10	10 lbs	10		
Wallboard Saw Versatile, rugged saw features 6 1/2" tempered steel blade, comfortable grip handle. Perfect for use on gypsum wallboard and plastics. Point tipped blade for plunge cuts.	68	6"	50	25 lbs	5		
Precision Mitre Box Sturdy, this box is made for simple cross cuts and mitres. Slotted for left and right mitres at 45°, and for right angle cut-offs. For use with panel or backsaw. Screwed sides, one offset for holding box firm against edge of bench.	1200 1600	12" 16"	10 10	17 lbs 24 lbs	10 10		
Deep Side Precision Mitre Box Perfect for those bigger jobs, the extra deep sides allow for fuller, deeper cuts.	DS16	16"	10	40 lbs	10		
Precision Backsaw and Mitre Box Kit 12" mitre box and backsaw come conveniently packaged together in an attractive, colorful display carton.	1200-140	—	10	48 lbs	1		
Precision Carpenter Pencils Wooden pencils come packaged two per card. Attractive enamel surface. Rectangular lead. Measures 1/4" x 1/2" x 7". Also available in bulk.	CP CPB	—	100 72	14 lbs 10 lbs	10 72		
Precision Plumb Bob Precision made hexagonal stock steel with sharpened point hangs true for accurate plumb reading. Top unscrews for easy restringing. Nickle plated finish. Colorful display card.	03 05 08 012 016	3 oz. 5 oz. 8 oz. 12 oz. 16 oz.	50 50 50 50 50	13 lbs 24 lbs 34 lbs 48 lbs 60 lbs	5 5 5 5 5		
Heavy Duty Brass Plumb Bob Machined from solid brass, this high quality plumb bob has a replaceable hardened steel tip. Removeable cap. 8 oz. carded only, others bulk.	108 112 116 124 132	8 oz. 12 oz. 16 oz. 24 oz. 32 oz.	50 A/O A/O A/O A/O	17 lbs — — — —	5 — — — —		
Precision Safety Scraper Using single edge razor blades, this unit features push button blade positioning. Perfect for cutting, trimming, and scraping. Goes on a card with 5 replacement blades.	250	—	100	22 lbs	10		
Single Edge Blades 10/Card Razor-sharp replacement blades for safety scrapers. 10 per card.	255	—	100	12 lbs	10		
Single Edge Replacement Blades 100/Box 100 quality replacement blades per box. Not illustrated.	260 270	— —	A/O A/O	— —	— —		
Safety Scrapers with Bucket Bucket holds up to 50 single edge razor safety scrapers. Not illustrated.	275	—	1	7 lbs	1		
Heavy Duty Professional Utility Knife Professional quality non-retractable knife with rugged, sturdy handle. Holds any utility knife blade. 2 H.D. .025" blades included. Carded.	225	—	50	19 lbs	10		
Heavy Duty Retractable Utility Knife Sturdy metal handle. Adjusts to 3 positions. Designed to hold any utility knife blade. 3 H.D. .025" blades included. Carded.	230	—	50	19 lbs	10		
Precision Utility Blades 5/Card Made of fine razor-honed cutlery steel. Fits all standard brands of knives. 5 blades per card. Heavy duty .025".	210	—	600	25 lbs	10		
Heavy Duty Professional Utility Blades 100/Box Heavy duty .025" utility knife blades. Fits all standard brands of knives. 20 packs of five, 100 blades per dispenser.	220	—	30	29 lbs	1		
Hawk Made of heavy duty aluminum and extra strong flange with 6 rivets. Comfort grip tapered handle with callous preventer.	800 801 802	13x13 10x10 9x9	12 12 12	24 lbs 20 lbs 18 lbs	4 4 4		
Chalk Line Reel Heavy duty aluminum alloy box construction with self chalking easy action reel. Slide fill opening and self locking handle. 100 ft. line. Carded.	3100 3105 3106	reel reel & chalk repl. line	25 25 50	15 lbs 22 lbs 6 lbs	5 5 5		
Chalk Powdered micro-fine chalk is available in 1 ounce, 4 ounce, 8 ounce, 12 ounce, and 5 lb. sizes. Four strong blended colors—blue, red, yellow, and white. 1 ounce blue (3101) and 4 ounce blue (3104) are available individually carded. 4 ounce—5 lb. sizes are available in tough molded plastic squeeze bottles. Yellow and red are permanent.	Catalog Number	Mstr. Pack	Shp. Wt.	Shelf Pack	Catalog Number	Mstr. Pack	Shp. Wt.
	3101	50	9 lbs	5	3208-W	24	14 lbs
	3104	50	22 lbs	5	3212-B	24	20 lbs
	3204-B	24	8 lbs	—	3212-R	24	20 lbs
	3204-R	24	8 lbs	—	3212-Y	24	20 lbs
	3204-Y	24	8 lbs	—	3212-W	24	20 lbs
	3204-W	24	8 lbs	—	3260-B	4	24 lbs
	3208-B	24	14 lbs	—	3260-R	4	24 lbs
	3208-R	24	14 lbs	—	3260-Y	4	24 lbs
	3208-Y	24	14 lbs	—	3260-W	4	24 lbs

DS16

800



1200-140



68

60



CP



225



230

250




016




116

220



210



3100



Leather Accessories

Description	Catalog Number	Mstr. Pack	Shp. Wt.	Shelf Pack
General Purpose Utility Knife Holder Designed to fit all standard brands of utility knives. Features top grain leather with heavy duty reinforcement rivets for added strength. 2 1/4" wide belt slots. Carded.	1100	50	16 lbs	5
General Purpose Plumb Bob Holder Snapping safety strap holds your plumb bob securely in place. Heavy duty top grain leather with strengthening rivet reinforcement throughout. 2" wide belt slot. Carded.	1101	50	16 lbs	5
Heavy Duty Hammer Holder Built to handle the tough going, this holder features top grain leather, riveted construction, and steel cradle loops to keep hammer securely in place. Carded.	1104	50	26 lbs	5
General Purpose Hammer Holder Made of top grain leather, with dependable cradle loops to keep tools secure. Carded.	1105	50	22 lbs	5
Heavy Duty Swinging Hammer Holder Designed to keep tools upright during bending or kneeling, it features a steel cradle loop, top grain leather construction, and heavy duty rivet reinforcement. 2 1/4" wide belt slots. Carded.	1106	50	22 lbs	5
Economy Swinging Hammer Holder Cost efficient holder features top grain leather construction. 2 1/4" wide belt slots. Carded.	1107	50	17 lbs	5
Heavy Duty General Purpose Tape Holder Fits up to 1" wide blade tape rules from 8'-25'. Made of top grain leather with snapping cover strap and rivet reinforcement. Push-up pocket for easy tape removal. Carded.	1108	50	18 lbs	5
Heavy Duty Adjustable Web Belt Designed for use with virtually any tool holders or nail bags. Features rugged web construction and complete adjustability. Fits waists to 46". Carded.	1109	50	24 lbs	5
5 Pocket Tool Holder Designed for the do-it-yourselfer or repairman, this heavy duty pouch features top grain leather construction and rivet reinforcement throughout. 2 7/8" wide belt slots. Carded.	1110	50	45 lbs	5
6 Pocket Tool Holder Built with extra storage capacity, this heavy duty holder handles a variety of tools for almost any job. Features top grain leather construction and extra rivet reinforcements. 2 7/8" wide belt slots. Carded.	1111	50	54 lbs	5
5 Pocket Heavy Duty Carpenter's Nail and Tool Bag Complete with a web belt and extra storage, this versatile bag is comfortable and convenient. Made of heavy duty sueded leather with extra rivet reinforcement. Carded.	1112	25	30 lbs	25
6 Pocket Tool and Nail Bag Made of sueded leather, this multi-purpose bag holds a variety of tools for general repair and carpentry work, plus a large quantity of nails. Extra rivet reinforcement. Carded.	1113	25	25 lbs	25
11 Pocket Tool Holder Built for use by professionals, this holder offers 11 roomy pockets for a variety of tools. Also features a hammer loop, "T" chain and tool clip. Built from top grain leather with heavy duty rivet reinforcement. Carded.	1114	10	15 lbs	10
10 Pocket Carpenter's Nail and Tool Apron Complete with a web belt and 10 roomy storage pockets for tools and nails, this heavy duty apron is ready to go. Made of heavy duty sueded leather with extra reinforcement. Carded.	1115	10	22 lbs	10
Rafter Angle Square Pencil and Pouch Pouch comes complete with heavy duty rafter angle square and carpenter's pencil. Includes swinging hammer holder, hook for tape rule, and belt slots. Carded.	RAS-101C	5	8 lbs	5

1110

RAS-101C

1115

1111

1112

1113

1114

1109

1106

1105

1108

1104

1100

1101

1107



Specialty Kits

Description	Catalog Number	Mstr. Pack	Shp. Wt.	Shelf Pack
Installation Kit The Johnson Installation Kit gives you project power with 4 tools essential to achieving professional results on installations. Comes complete with a heavy duty level, rugged combination square, magnetic torpedo level, and line and surface level.	820	30	62 lbs	5
Carpentry Kit The Carpentry Kit provides 4 basic carpentry tools necessary for any project. These precision, high quality Johnson tools combine accuracy and durability. The kit includes a rugged combination square, carpenter's pencil, torpedo level, and a construction level.	830	30	62 lbs	5
Basic Kit The Basic Kit provides the tools every homeowner needs to complete jobs with professional results around the home, shop, or office. Included are a heavy duty construction level, a torpedo level, and a smoothly operating combination square.	DIY-1	30	48 lbs	5
Homeowners Kit The Johnson Homeowners Kit contains the essentials every homeowner needs to do basic jobs, and get professional results. These include a heavy duty construction level, an easy-to-read torpedo level, and a try and mitre square.	HBB-1	30	47 lbs	5
Precision Level Kit The Johnson Precision Level Kit puts the three essential levels in one convenient package. Included are a heavy duty construction level, a rugged torpedo level, and a line and surface level.	HMS-1	30	41 lbs	5
Project Kit This kit includes 4 high quality measuring tools needed for large and small projects. Included are a torpedo level, a line and surface level, a combination square, and a heavy duty 48" level.	810	10	32 lbs	2
Stair Stringer Kit Building stairs right takes experience, or the Johnson Stair Stringer Kit. Designed to provide tools essential to completing an efficient, accurate job, the kit includes a carpenter square, 2 stair gauge clamps, and a carpenter's pencil.	SSK-1	20	25 lbs	4

Spot Merchandisers

Description	Catalog Number	Mstr. Pack	Shp. Wt.	Shelf Pack
Johnson spot merchandising kits mean accessory sales. This unique merchandising system educates your customers, giving them ideas and incentives to take on DIY challenges in every section of your store. Each Spot Merchandising package is complete with five kits and an easy to assemble wire display header. See example on page 19.	DIY-SHD	30	50 lbs	5
	820-SHW	30	64 lbs	5
	830-SDK	30	64 lbs	5

Replacement Parts

Description	Catalog Number	Mstr. Pack	Shp. Wt.	Shelf Pack
Replacement Units	AM-2	A/O	A/O	A/O
Replacement Units	D-2	A/O	A/O	A/O
Replacement Units	A-2	A/O	A/O	A/O
Replacement Cap for Brass Plumb Bob	108C	A/O	A/O	A/O
Replacement Point for Brass Plumb Bob	108P	A/O	A/O	A/O

Merchandiser Signage

Description	Catalog Number	Mstr. Pack	Shp. Wt.	Shelf Pack
Vertical Header Set Carp./Spec.	VHS-1	A/O	A/O	A/O
Horizontal Header Set 2 pcs.	HHS-2	A/O	A/O	A/O

SSK-1



DIY-1

830

HMS-1

820

HBB-1

810



DIY-SHD
Hang-A-Door Spot Merchandiser



820-SHW
Hang-A-Window Spot Merchandiser



830-SDK
Build-A-Deck Spot Merchandiser

**Johnson Level & Tool
Manufacturing Co., Inc.**
6333 West Donges Bay Rd.
Mequon, WI 53092-4456
(414) 242-1161
(414) 242-0189 FAX